



New Jersey Student Learning Assessment - Science (NJSLA-S) Individual Student Report

This report shows how FIRSTNAME performed on the [elementary/middle/high] school science assessment. **This assessment is just one measure of how well your child is performing academically.**

To learn more about the test and to view sample questions and practice tests, visit the Score Interpretation Guide (SIG) at www.measinc.com/nj/science.

How Can You Use This Report?

Ask your child's teachers:

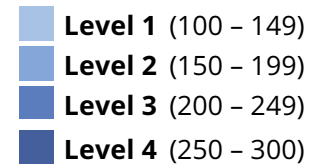
- What do you see as my child's academic strengths and areas for improvement?
- How will you use these test results to help my child make progress this school year?

See side 2 of this report for specific information on your student's performance using domains and practices.

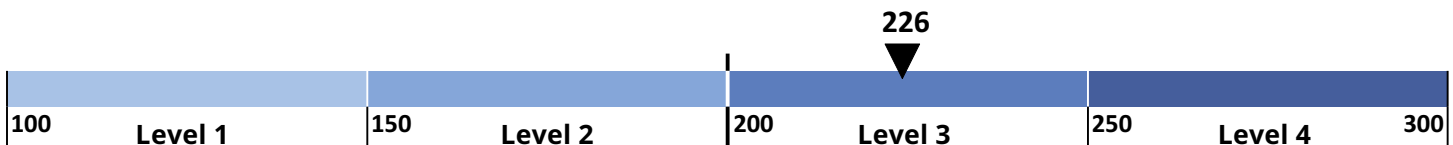
How did **FIRSTNAME** perform on the NJSLA-S?

Your student's score: **226**

Performance: **Level 3**



Your student's score



FIRSTNAME's score on the NJSLA-S indicates that your student is at Level 3.

Students who are at Level 3 demonstrated appropriate grade-level understanding of the New Jersey Student Learning Standards-Science (NJSLS-S) by comprehending information from a variety of sources (e.g., text, charts, graphs, tables) and applying the knowledge gained from scientific investigations to develop accurate explanations and models of observed phenomena. The students often chose and used the appropriate tools to make observations and to gather, classify, and present data. The students used both essential and non-essential information to recognize patterns and relationships between data and designed systems. The students were able to use information to make real-world connections and predictions.

School Average

174

District Average

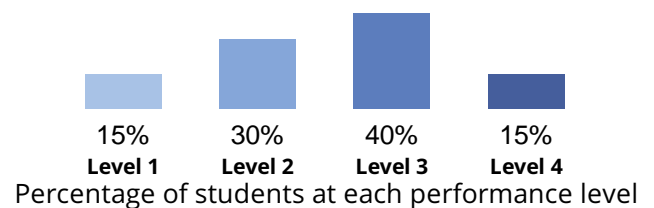
156

State Average

189



How Students Statewide Performed



How did your student perform using the domains and practices?

The domains are the content components related to specific disciplines of science.

The practices are methods by which scientists investigate and build models and theories about the world.

Earth & Space Science

Your student's performance is **Below Expectations**.

A student designated as Near/Met Expectations demonstrates knowledge of the processes that operate on and within the Earth and also its place in the solar system and galaxy.

Investigating Practices

Your student's performance is **Above Expectations**.

A student designated as Near/Met Expectations asks questions, plans and carries out investigations based on observations of phenomena, and organizes the data effectively.

Life Science

Your student's performance is **Above Expectations**.

A student designated as Near/Met Expectations demonstrates knowledge of patterns, processes, and relationships of living organisms.

Sensemaking Practices

Your student's performance is **Below Expectations**.

A student designated as Near/Met Expectations recognizes patterns and relationships in data to develop explanations or models of the phenomena.

Physical Science

Your student's performance is **Above Expectations**.

A student designated as Near/Met Expectations demonstrates knowledge of the mechanisms of cause and effect in all systems and processes that can be understood through a common set of physical and chemical processes.

Critiquing Practices

Your student's performance is **Near/Met Expectations**.

A student designated as Near/Met Expectations evaluates and creates arguments regarding different explanations and claims to convey a deeper understanding of the natural world.

LEGEND		
	Below Expectations	 Above Expectations
	Near/Met Expectations	

How will my student's school use the test results?

Results from the test give your student's teacher information about his/her academic performance. The results also give your school and school district important information to make improvements to the education program and to teaching.

Learn more about the New Jersey Learning Standards

Explore your school website, or ask your principal, for information on your school's annual assessment schedule; the curriculum chosen by your district to give students more hands-on learning experiences that meet state standards; and to learn more about how test results contribute to school improvements. You can also learn more about New Jersey's K-12 standards at <https://www.nj.gov/education/aps/cccs/science/>.

Districts may assign Not Tested or Void codes for students that did not receive a scale score. For more information see the Score Interpretation Guide at www.measinc.com/nj/science.



New Jersey Student Learning Assessment - Science (NJSLA-S) Individual Student Report

This report shows how FIRSTNAME performed on the [elementary/middle/high] school science assessment. **This assessment is just one measure of how well your child is performing academically.**

To learn more about the test and to view sample questions and practice tests, visit the Score Interpretation Guide (SIG) at www.measinc.com/nj/science.

How Can You Use This Report?

Ask your child's teachers:

- What do you see as my child's academic strengths and areas for improvement?
- How will you use these test results to help my child make progress this school year?

See side 2 of this report for specific information on your student's performance using domains and practices.

How did **FIRSTNAME** perform on the NJSLA-S?

Your student's score: **Not Available**

Performance: **Not Available**

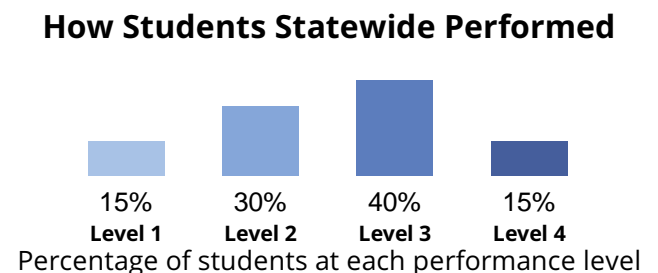
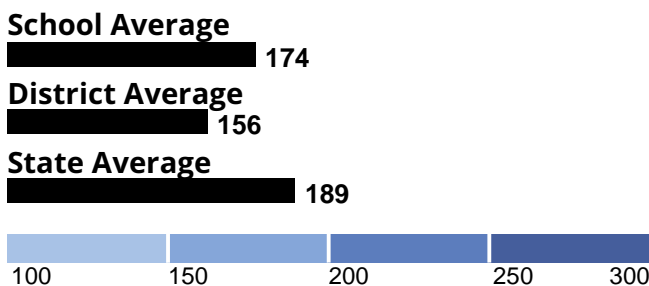
- Level 1 (100 – 149)
- Level 2 (150 – 199)
- Level 3 (200 – 249)
- Level 4 (250 – 300)

Not Tested - 2



FIRSTNAME's score on the NJSLA-S indicates your student's performance is Not Available.

Districts may assign Not Tested or Void codes for students that did not receive a scale score. For more information see the Score Interpretation Guide at www.measinc.com/nj/science.



How did your student perform using the domains and practices?

The domains are the content components related to specific disciplines of science.

The practices are methods by which scientists investigate and build models and theories about the world.

Earth & Space Science

Your student's performance is **Not Available**.

A student designated as Near/Met Expectations demonstrates knowledge of the processes that operate on and within the Earth and also its place in the solar system and galaxy.

Investigating Practices

Your student's performance is **Not Available**.

A student designated as Near/Met Expectations asks questions, plans and carries out investigations based on observations of phenomena, and organizes the data effectively.

Life Science

Your student's performance is **Not Available**.

A student designated as Near/Met Expectations demonstrates knowledge of patterns, processes, and relationships of living organisms.

Sensemaking Practices

Your student's performance is **Not Available**.

A student designated as Near/Met Expectations recognizes patterns and relationships in data to develop explanations or models of the phenomena.

Physical Science

Your student's performance is **Not Available**.

A student designated as Near/Met Expectations demonstrates knowledge of the mechanisms of cause and effect in all systems and processes that can be understood through a common set of physical and chemical processes.

Critiquing Practices

Your student's performance is **Not Available**.

A student designated as Near/Met Expectations evaluates and creates arguments regarding different explanations and claims to convey a deeper understanding of the natural world.



How will my student's school use the test results?

Results from the test give your student's teacher information about his/her academic performance. The results also give your school and school district important information to make improvements to the education program and to teaching.

Learn more about the New Jersey Learning Standards

Explore your school website, or ask your principal, for information on your school's annual assessment schedule; the curriculum chosen by your district to give students more hands-on learning experiences that meet state standards; and to learn more about how test results contribute to school improvements. You can also learn more about New Jersey's K-12 standards at <https://www.nj.gov/education/aps/cccs/science/>.

Districts may assign Not Tested or Void codes for students that did not receive a scale score. For more information see the Score Interpretation Guide at www.measinc.com/nj/science.



New Jersey Student Learning Assessment - Science (NJSLA-S) Individual Student Report

This report shows how FIRSTNAME performed on the [elementary/middle/high] school science assessment. **This assessment is just one measure of how well your child is performing academically.**

To learn more about the test and to view sample questions and practice tests, visit the Score Interpretation Guide (SIG) at www.measinc.com/nj/science.

How Can You Use This Report?

Ask your child's teachers:

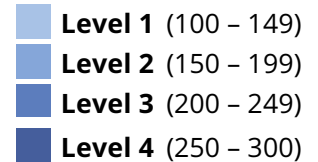
- What do you see as my child's academic strengths and areas for improvement?
- How will you use these test results to help my child make progress this school year?

See side 2 of this report for specific information on your student's performance using domains and practices.

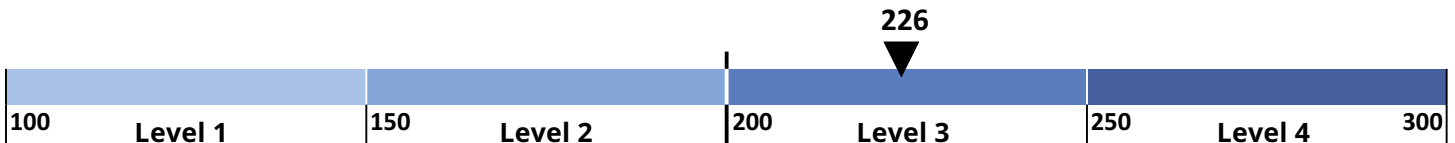
How did **FIRSTNAME** perform on the NJSLA-S?

Your student's score: **226**

Performance: **Level 3**



Your student's score



FIRSTNAME's score on the NJSLA-S indicates that your student is at Level 3.

Students who are at Level 3 demonstrated appropriate grade-level understanding of the New Jersey Student Learning Standards-Science (NJSLS-S) by comprehending information from a variety of sources (e.g., text, charts, graphs, tables) and applying the knowledge gained from scientific investigations to develop accurate explanations and models of observed phenomena. The students often chose and used the appropriate tools to make observations and to gather, classify, and present data. The students used both essential and non-essential information to recognize patterns and relationships between data and designed systems. The students were able to use information to make real-world connections and predictions.

School Average

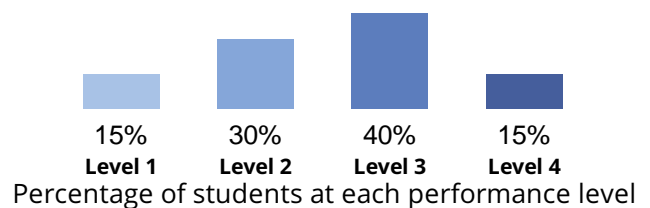
174

State Average

189



How Students Statewide Performed



How did your student perform using the domains and practices?

The domains are the content components related to specific disciplines of science.

The practices are methods by which scientists investigate and build models and theories about the world.

Earth & Space Science

Your student's performance is **Below Expectations**.

A student designated as Near/Met Expectations demonstrates knowledge of the processes that operate on and within the Earth and also its place in the solar system and galaxy.

Investigating Practices

Your student's performance is **Above Expectations**.

A student designated as Near/Met Expectations asks questions, plans and carries out investigations based on observations of phenomena, and organizes the data effectively.

Life Science

Your student's performance is **Above Expectations**.

A student designated as Near/Met Expectations demonstrates knowledge of patterns, processes, and relationships of living organisms.

Sensemaking Practices

Your student's performance is **Below Expectations**.

A student designated as Near/Met Expectations recognizes patterns and relationships in data to develop explanations or models of the phenomena.

Physical Science

Your student's performance is **Above Expectations**.

A student designated as Near/Met Expectations demonstrates knowledge of the mechanisms of cause and effect in all systems and processes that can be understood through a common set of physical and chemical processes.

Critiquing Practices

Your student's performance is **Near/Met Expectations**.

A student designated as Near/Met Expectations evaluates and creates arguments regarding different explanations and claims to convey a deeper understanding of the natural world.

LEGEND		
	Below Expectations	 Above Expectations
	Near/Met Expectations	

How will my student's school use the test results?

Results from the test give your student's teacher information about his/her academic performance. The results also give your school and school district important information to make improvements to the education program and to teaching.

Learn more about the New Jersey Learning Standards

Explore your school website, or ask your principal, for information on your school's annual assessment schedule; the curriculum chosen by your district to give students more hands-on learning experiences that meet state standards; and to learn more about how test results contribute to school improvements. You can also learn more about New Jersey's K-12 standards at <https://www.nj.gov/education/aps/cccs/science/>.

Districts may assign Not Tested or Void codes for students that did not receive a scale score. For more information see the Score Interpretation Guide at www.measinc.com/nj/science.