



GRADE 3 MATH

Mathematics Assessment Report, 2023–2024

This report shows whether FIRSTNAME met grade-level expectations and is on track for the next grade level. **This assessment is just one measure of how well your student is performing academically. The results from this assessment should be used in combination with other indicators of achievement in drawing conclusions about your student's performance in mathematics.**

Visit the NJ Parent Portal at nj-results.pearsonaccessnext.com and use the following code to access your student's performance results online.

YBQcmVnWq3NG

See side 2 of this report for specific information on your student's performance in mathematics.

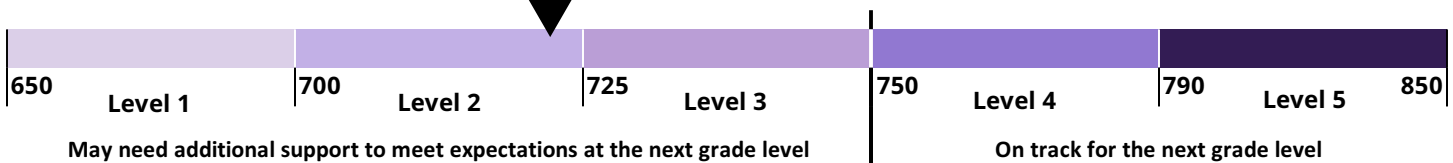
How Did FIRSTNAME Perform Overall?

Performance Level 2

- Level 5** Exceeded Expectations
- Level 4** Met Expectations
- Level 3** Approached Expectations
- Level 2** Partially Met Expectations
- Level 1** Did Not Yet Meet Expectations

Your student's score

722



For additional information regarding your student's overall performance or the use of Not-Tested or Void codes, please see the Score Interpretation Guide at <https://nj.mypearsonsupport.com>.

School Average

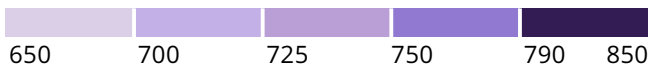
730

District Average

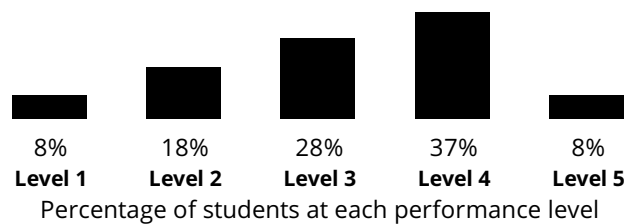
730

State Average

745



How Students in New Jersey Performed



If your student took the assessment several times, under similar circumstances, your student would likely score within the range between the reported scale score plus or minus 6.1 points.

How Did Your Student Perform in Areas of Mathematics?

MAJOR CONTENT

Your student performed about the same as students who **did not yet meet or partially met expectations**. Students meet expectations by solving problems involving multiplication and division, area, measurement, and basic fraction understanding.

EXPRESSING MATHEMATICAL REASONING

Your student performed about the same as students who **approached expectations**. Students meet expectations by creating and justifying logical mathematical solutions and analyzing and correcting the reasoning of others.

ADDITIONAL & SUPPORTING CONTENT

Your student performed about the same as students who **met or exceeded expectations**. Students meet expectations by solving problems involving perimeter, place value, geometric shapes, and representations of data.

MODELING & APPLICATION

Your student performed about the same as students who **did not yet meet or partially met expectations**. Students meet expectations by solving real-world problems, representing and solving problems with symbols, reasoning quantitatively, and strategically using appropriate tools.

LEGEND

Your student performed about the same as students who:



Did Not Yet Meet
or Partially
Met Expectations



Approached
Expectations



Met or Exceeded
Expectations

What are the New Jersey ELA/Math assessments? The tests measure how well students have learned grade-level material in English language arts and mathematics. Students who meet or exceed expectations are likely on track for the next grade or course and, ultimately, for college and careers. The tests include questions that measure your student's fundamental skills and knowledge, and require students to think critically, solve problems, and support or explain their answers. The tests are one of several ways to help parents/legal guardians and teachers understand how well children are learning. The results also give your school and district important information to make instructional improvements.

Learn more about the New Jersey ELA/Math assessments

To learn more about the content of the assessment and access released test questions, visit <https://nj.mypearsonsupport.com/test-content/>.

Learn more about New Jersey's college- and career-ready standards

Explore your school's website or ask your principal for information on your school's assessment schedule, the curriculum chosen by your district, and to learn more about how assessment results contribute to school improvements. You can also learn more about New Jersey's K-12 standards at <https://www.nj.gov/education/standards/>.



GRADE 4 MATH

Mathematics Assessment Report, 2023–2024

This report shows whether FIRSTNAME met grade-level expectations and is on track for the next grade level. **This assessment is just one measure of how well your student is performing academically. The results from this assessment should be used in combination with other indicators of achievement in drawing conclusions about your student's performance in mathematics.**

Visit the NJ Parent Portal at nj-results.pearsonaccessnext.com and use the following code to access your student's performance results online.

CvsygrfHxpdL

See side 2 of this report for specific information on your student's performance in mathematics.

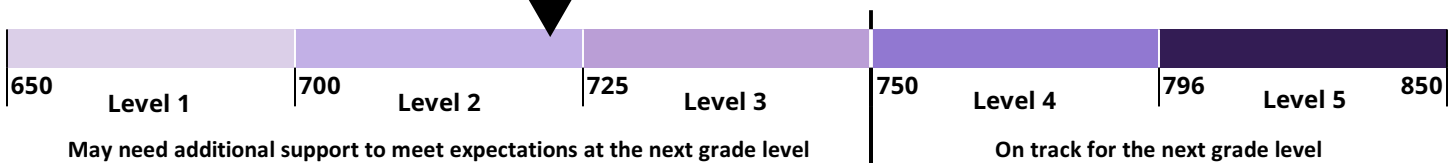
How Did FIRSTNAME Perform Overall?

Performance Level 2

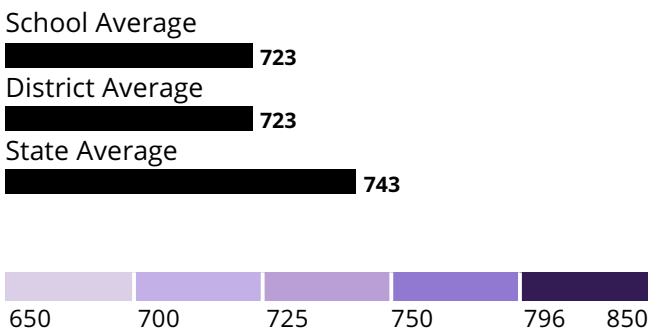
- Level 5** Exceeded Expectations
- Level 4** Met Expectations
- Level 3** Approached Expectations
- Level 2** Partially Met Expectations
- Level 1** Did Not Yet Meet Expectations

Your student's score

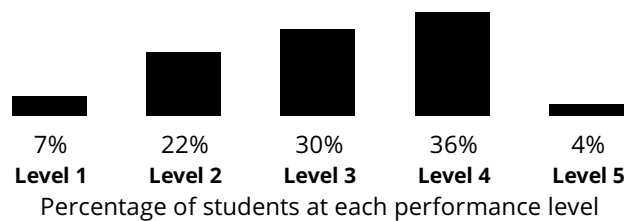
722



For additional information regarding your student's overall performance or the use of Not-Tested or Void codes, please see the Score Interpretation Guide at <https://nj.mypearsonsupport.com>.



How Students in New Jersey Performed



Student Growth Percentile

Your student's score this year is the same as or better than 13 percent of New Jersey students who had a similar score to your student on the assessment in a previous year(s).

If your student took the assessment several times, under similar circumstances, your student would likely score within the range between the reported scale score plus or minus 6.1 points.

How Did Your Student Perform in Areas of Mathematics?

MAJOR CONTENT

Your student performed about the same as students who **did not yet meet or partially met expectations**. Students meet expectations by solving problems involving addition, subtraction, multiplication and division, place value, fraction comparisons, and addition and subtraction of fractions with same denominators.

EXPRESSING MATHEMATICAL REASONING

Your student performed about the same as students who **approached expectations**. Students meet expectations by creating and justifying logical mathematical solutions and analyzing and correcting the reasoning of others.

ADDITIONAL & SUPPORTING CONTENT

Your student performed about the same as students who **met or exceeded expectations**. Students meet expectations by solving problems involving number and shape patterns, simple measurement conversions, angle measurements, geometric shapes classification, and representations of data.

MODELING & APPLICATION

Your student performed about the same as students who **did not yet meet or partially met expectations**. Students meet expectations by solving real-world problems, representing and solving problems with symbols, reasoning quantitatively, and strategically using appropriate tools.

LEGEND

Your student performed about the same as students who:



Did Not Yet Meet
or Partially
Met Expectations



Approached
Expectations



Met or Exceeded
Expectations

What are the New Jersey ELA/Math assessments? The tests measure how well students have learned grade-level material in English language arts and mathematics. Students who meet or exceed expectations are likely on track for the next grade or course and, ultimately, for college and careers. The tests include questions that measure your student's fundamental skills and knowledge, and require students to think critically, solve problems, and support or explain their answers. The tests are one of several ways to help parents/legal guardians and teachers understand how well children are learning. The results also give your school and district important information to make instructional improvements.

Learn more about the New Jersey ELA/Math assessments

To learn more about the content of the assessment and access released test questions, visit <https://nj.mypearsonsupport.com/test-content/>.

Learn more about New Jersey's college- and career-ready standards

Explore your school's website or ask your principal for information on your school's assessment schedule, the curriculum chosen by your district, and to learn more about how assessment results contribute to school improvements. You can also learn more about New Jersey's K-12 standards at <https://www.nj.gov/education/standards/>.



GRADE 5 MATH

Mathematics Assessment Report, 2023–2024

This report shows whether FIRSTNAME met grade-level expectations and is on track for the next grade level. **This assessment is just one measure of how well your student is performing academically. The results from this assessment should be used in combination with other indicators of achievement in drawing conclusions about your student's performance in mathematics.**

Visit the NJ Parent Portal at nj-results.pearsonaccessnext.com and use the following code to access your student's performance results online.

BnR3pGYJrNx4

See side 2 of this report for specific information on your student's performance in mathematics.

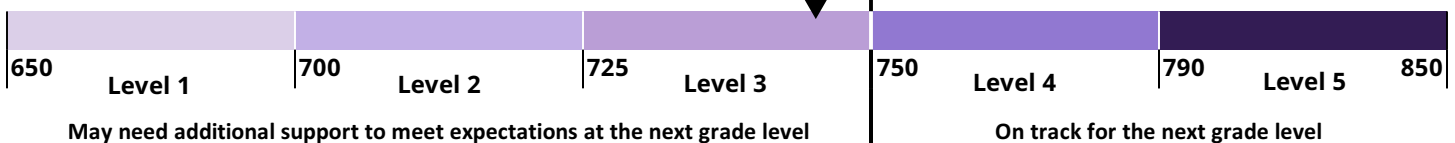
How Did FIRSTNAME Perform Overall?

Performance Level 3

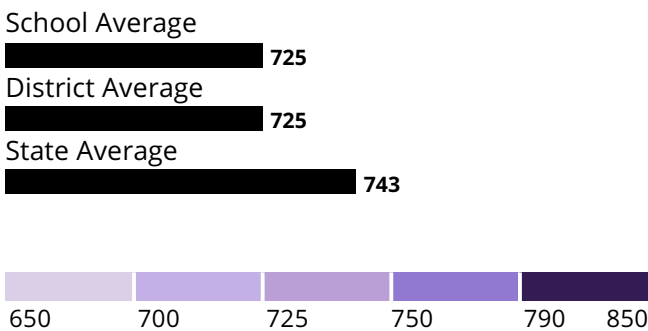
- Level 5** Exceeded Expectations
- Level 4** Met Expectations
- Level 3** Approached Expectations
- Level 2** Partially Met Expectations
- Level 1** Did Not Yet Meet Expectations

Your student's score

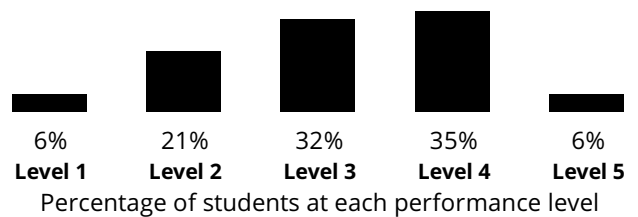
745



For additional information regarding your student's overall performance or the use of Not-Tested or Void codes, please see the Score Interpretation Guide at <https://nj.mypearsonsupport.com>.



How Students in New Jersey Performed



Student Growth Percentile

Your student's score this year is the same as or better than 16 percent of New Jersey students who had a similar score to your student on the assessment in a previous year(s).

If your student took the assessment several times, under similar circumstances, your student would likely score within the range between the reported scale score plus or minus 2.4 points.

How Did Your Student Perform in Areas of Mathematics?

MAJOR CONTENT

Your student performed about the same as students who **did not yet meet or partially met expectations**. Students meet expectations by solving problems involving volume of prisms, adding, subtracting, multiplying and dividing with multi-digit whole numbers, decimals, and fractions.

EXPRESSING MATHEMATICAL REASONING

Your student performed about the same as students who **approached expectations**. Students meet expectations by creating and justifying logical mathematical solutions and analyzing and correcting the reasoning of others.

ADDITIONAL & SUPPORTING CONTENT

Your student performed about the same as students who **met or exceeded expectations**. Students meet expectations by solving problems involving writing and interpreting numerical expressions, converting measurements, graphing points, classifying geometric shapes, and representing data.

MODELING & APPLICATION

Your student performed about the same as students who **did not yet meet or partially met expectations**. Students meet expectations by solving real-world problems, representing and solving problems with symbols, reasoning quantitatively, and strategically using appropriate tools.

LEGEND

Your student performed about the same as students who:



Did Not Yet Meet or Partially Met Expectations



Approached Expectations



Met or Exceeded Expectations

What are the New Jersey ELA/Math assessments? The tests measure how well students have learned grade-level material in English language arts and mathematics. Students who meet or exceed expectations are likely on track for the next grade or course and, ultimately, for college and careers. The tests include questions that measure your student's fundamental skills and knowledge, and require students to think critically, solve problems, and support or explain their answers. The tests are one of several ways to help parents/legal guardians and teachers understand how well children are learning. The results also give your school and district important information to make instructional improvements.

Learn more about the New Jersey ELA/Math assessments

To learn more about the content of the assessment and access released test questions, visit <https://nj.mypearsonsupport.com/test-content/>.

Learn more about New Jersey's college- and career-ready standards

Explore your school's website or ask your principal for information on your school's assessment schedule, the curriculum chosen by your district, and to learn more about how assessment results contribute to school improvements. You can also learn more about New Jersey's K-12 standards at <https://www.nj.gov/education/standards/>.



GRADE 6 MATH

Mathematics Assessment Report, 2023–2024

This report shows whether FIRSTNAME met grade-level expectations and is on track for the next grade level. **This assessment is just one measure of how well your student is performing academically. The results from this assessment should be used in combination with other indicators of achievement in drawing conclusions about your student's performance in mathematics.**

Visit the NJ Parent Portal at nj-results.pearsonaccessnext.com and use the following code to access your student's performance results online.

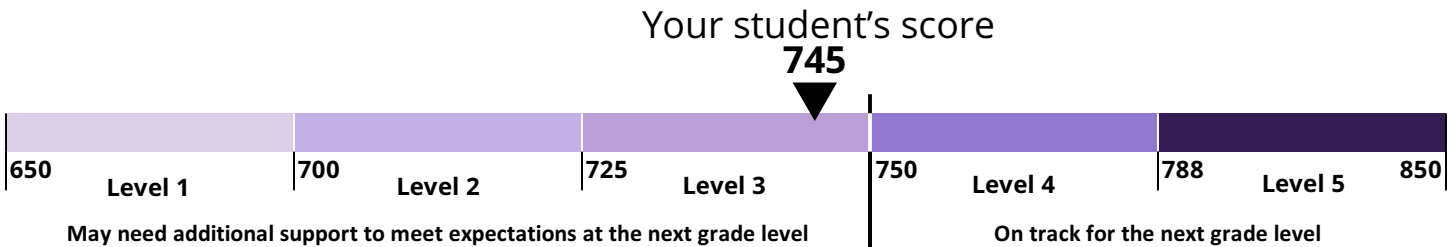
DYPW6vVYVsng

See side 2 of this report for specific information on your student's performance in mathematics.

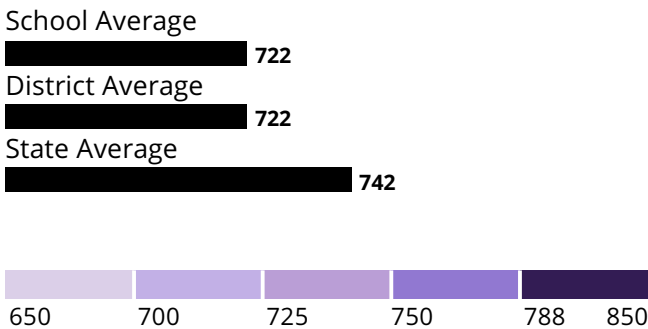
How Did FIRSTNAME Perform Overall?

Performance Level 3

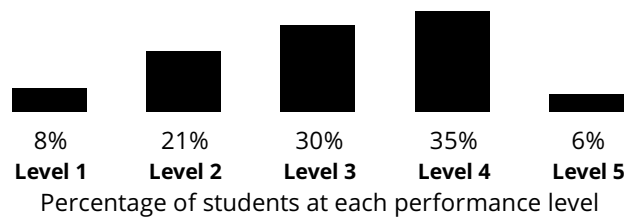
- Level 5** Exceeded Expectations
- Level 4** Met Expectations
- Level 3** Approached Expectations
- Level 2** Partially Met Expectations
- Level 1** Did Not Yet Meet Expectations



For additional information regarding your student's overall performance or the use of Not-Tested or Void codes, please see the Score Interpretation Guide at <https://nj.mypearsonsupport.com>.



How Students in New Jersey Performed



Student Growth Percentile

Your student's score this year is the same as or better than 43 percent of New Jersey students who had a similar score to your student on the assessment in a previous year(s).

If your student took the assessment several times, under similar circumstances, your student would likely score within the range between the reported scale score plus or minus 2.4 points.

How Did Your Student Perform in Areas of Mathematics?

MAJOR CONTENT

Your student performed about the same as students who **did not yet meet or partially met expectations**. Students meet expectations by solving problems involving ratios, rates, percentages, an understanding of negative numbers, graphing points and simple linear functions, linear expressions, and linear equations.

EXPRESSING MATHEMATICAL REASONING

Your student performed about the same as students who **approached expectations**. Students meet expectations by creating and justifying logical mathematical solutions and analyzing and correcting the reasoning of others.

ADDITIONAL & SUPPORTING CONTENT

Your student performed about the same as students who **met or exceeded expectations**. Students meet expectations by solving problems involving area, volume, and statistics.

MODELING & APPLICATION

Your student performed about the same as students who **did not yet meet or partially met expectations**. Students meet expectations by solving real-world problems, representing and solving problems with symbols, reasoning quantitatively, and strategically using appropriate tools.

LEGEND

Your student performed about the same as students who:



Did Not Yet Meet
or Partially
Met Expectations



Approached
Expectations



Met or Exceeded
Expectations

What are the New Jersey ELA/Math assessments? The tests measure how well students have learned grade-level material in English language arts and mathematics. Students who meet or exceed expectations are likely on track for the next grade or course and, ultimately, for college and careers. The tests include questions that measure your student's fundamental skills and knowledge, and require students to think critically, solve problems, and support or explain their answers. The tests are one of several ways to help parents/legal guardians and teachers understand how well children are learning. The results also give your school and district important information to make instructional improvements.

Learn more about the New Jersey ELA/Math assessments

To learn more about the content of the assessment and access released test questions, visit <https://nj.mypearsonsupport.com/test-content/>.

Learn more about New Jersey's college- and career-ready standards

Explore your school's website or ask your principal for information on your school's assessment schedule, the curriculum chosen by your district, and to learn more about how assessment results contribute to school improvements. You can also learn more about New Jersey's K-12 standards at <https://www.nj.gov/education/standards/>.



GRADE 7 MATH

Mathematics Assessment Report, 2023–2024

This report shows whether FIRSTNAME met grade-level expectations and is on track for the next grade level or course. **This assessment is just one measure of how well your student is performing academically. The results from this assessment should be used in combination with other indicators of achievement in drawing conclusions about your student's performance in mathematics.**

Visit the NJ Parent Portal at nj-results.pearsonaccessnext.com and use the following code to access your student's performance results online.

NMk6mfZ46cxP

See side 2 of this report for specific information on your student's performance in mathematics.

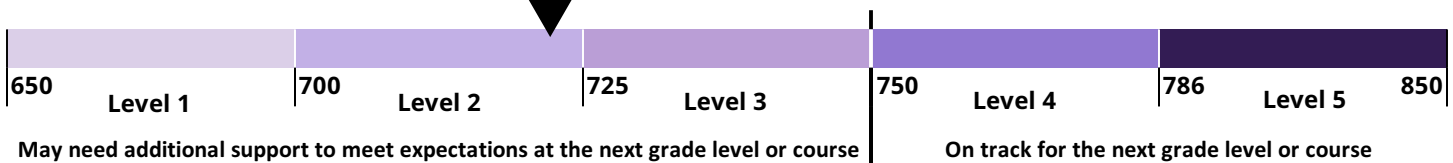
How Did FIRSTNAME Perform Overall?

Performance Level 2

- Level 5** Exceeded Expectations
- Level 4** Met Expectations
- Level 3** Approached Expectations
- Level 2** Partially Met Expectations
- Level 1** Did Not Yet Meet Expectations

Your student's score

722



For additional information regarding your student's overall performance or the use of Not-Tested or Void codes, please see the Score Interpretation Guide at <https://nj.mypearsonsupport.com>.

School Average

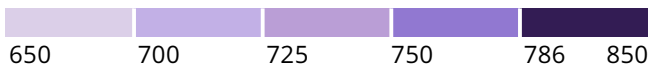
724

District Average

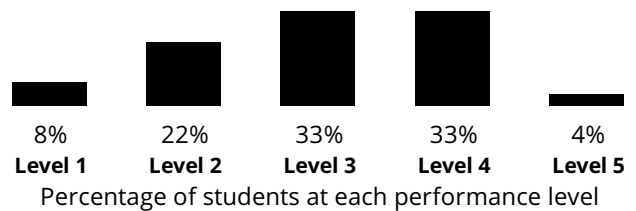
724

State Average

739



How Students in New Jersey Performed



Student Growth Percentile

Your student's score this year is the same as or better than 43 percent of New Jersey students who had a similar score to your student on the assessment in a previous year(s).

If your student took the assessment several times, under similar circumstances, your student would likely score within the range between the reported scale score plus or minus 6.1 points.

How Did Your Student Perform in Areas of Mathematics?

MAJOR CONTENT

Your student performed about the same as students who **did not yet meet or partially met expectations**. Students meet expectations by solving problems involving proportional relationships, adding, subtracting, multiplying and dividing with rational numbers, and linear expressions, equations, and inequalities.

EXPRESSING MATHEMATICAL REASONING

Your student performed about the same as students who **approached expectations**. Students meet expectations by creating and justifying logical mathematical solutions and analyzing and correcting the reasoning of others.

ADDITIONAL & SUPPORTING CONTENT

Your student performed about the same as students who **met or exceeded expectations**. Students meet expectations by solving problems involving circumference, area, surface area, volume, statistics, and probability.

MODELING & APPLICATION

Your student performed about the same as students who **did not yet meet or partially met expectations**. Students meet expectations by solving real-world problems, representing and solving problems with symbols, reasoning quantitatively, and strategically using appropriate tools.

LEGEND

Your student performed about the same as students who:



Did Not Yet Meet
or Partially
Met Expectations



Approached
Expectations



Met or Exceeded
Expectations

What are the New Jersey ELA/Math assessments? The tests measure how well students have learned grade-level material in English language arts and mathematics. Students who meet or exceed expectations are likely on track for the next grade or course and, ultimately, for college and careers. The tests include questions that measure your student's fundamental skills and knowledge, and require students to think critically, solve problems, and support or explain their answers. The tests are one of several ways to help parents/legal guardians and teachers understand how well children are learning. The results also give your school and district important information to make instructional improvements.

Learn more about the New Jersey ELA/Math assessments

To learn more about the content of the assessment and access released test questions, visit <https://nj.mypearsonsupport.com/test-content/>.

Learn more about New Jersey's college- and career-ready standards

Explore your school's website or ask your principal for information on your school's assessment schedule, the curriculum chosen by your district, and to learn more about how assessment results contribute to school improvements. You can also learn more about New Jersey's K-12 standards at <https://www.nj.gov/education/standards/>.



GRADE 8 MATH

Mathematics Assessment Report, 2023–2024

This report shows whether FIRSTNAME met grade-level expectations and is on track for the next course. **This assessment is just one measure of how well your student is performing academically. The results from this assessment should be used in combination with other indicators of achievement in drawing conclusions about your student's performance in mathematics.**

Visit the NJ Parent Portal at nj-results.pearsonaccessnext.com and use the following code to access your student's performance results online.


x8ZpHbGzDkwr

See side 2 of this report for specific information on your student's performance in mathematics.

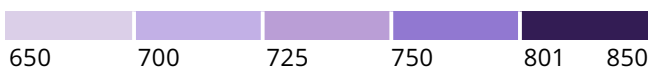
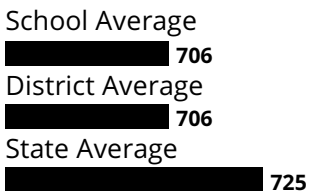
How Did FIRSTNAME Perform Overall?

Performance Level 2

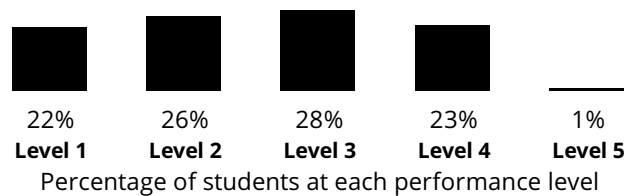
- Level 5** Exceeded Expectations
- Level 4** Met Expectations
- Level 3** Approached Expectations
- Level 2** Partially Met Expectations
- Level 1** Did Not Yet Meet Expectations



For additional information regarding your student's overall performance or the use of Not-Tested or Void codes, please see the Score Interpretation Guide at <https://nj.mypearsonsupport.com>.



How Students in New Jersey Performed



If your student took the assessment several times, under similar circumstances, your student would likely score within the range between the reported scale score plus or minus 6.1 points.

How Did Your Student Perform in Areas of Mathematics?

MAJOR CONTENT

Your student performed about the same as students who **did not yet meet or partially met expectations**. Students meet expectations by solving problems involving radicals, exponents, scientific notation, linear equations, systems of linear equations, linear and nonlinear functions, the Pythagorean Theorem, and transforming shapes on a coordinate plane.

EXPRESSING MATHEMATICAL REASONING

Your student performed about the same as students who **approached expectations**. Students meet expectations by creating and justifying logical mathematical solutions and analyzing and correcting the reasoning of others.

ADDITIONAL & SUPPORTING CONTENT

Your student performed about the same as students who **met or exceeded expectations**. Students meet expectations by solving problems involving irrational numbers, volume, and scatter plots.

MODELING & APPLICATION

Your student performed about the same as students who **did not yet meet or partially met expectations**. Students meet expectations by solving real-world problems, representing and solving problems with symbols, reasoning quantitatively, and strategically using appropriate tools.

LEGEND

Your student performed about the same as students who:



Did Not Yet Meet
or Partially
Met Expectations



Approached
Expectations



Met or Exceeded
Expectations

What are the New Jersey ELA/Math assessments? The tests measure how well students have learned grade-level material in English language arts and mathematics. Students who meet or exceed expectations are likely on track for the next grade or course and, ultimately, for college and careers. The tests include questions that measure your student's fundamental skills and knowledge, and require students to think critically, solve problems, and support or explain their answers. The tests are one of several ways to help parents/legal guardians and teachers understand how well children are learning. The results also give your school and district important information to make instructional improvements.

Learn more about the New Jersey ELA/Math assessments

To learn more about the content of the assessment and access released test questions, visit <https://nj.mypearsonsupport.com/test-content/>.

Learn more about New Jersey's college- and career-ready standards

Explore your school's website or ask your principal for information on your school's assessment schedule, the curriculum chosen by your district, and to learn more about how assessment results contribute to school improvements. You can also learn more about New Jersey's K-12 standards at <https://www.nj.gov/education/standards/>.



ALGEBRA I

Mathematics Assessment Report, 2023–2024

This report shows whether FIRSTNAME met course-level expectations and is on track to be college and career ready. **This assessment is just one measure of how well your student is performing academically. The results from this assessment should be used in combination with other indicators of achievement in drawing conclusions about your student's performance in mathematics.**

Visit the NJ Parent Portal at nj-results.pearsonaccessnext.com and use the following code to access your student's performance results online.

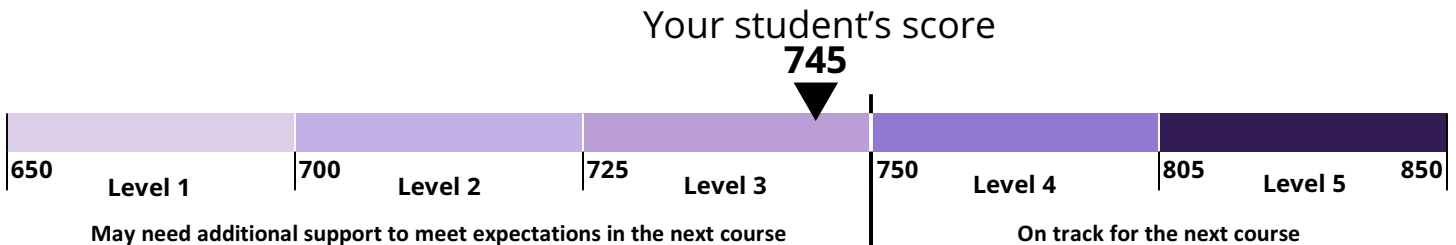
tRHLx8ZmyyWR

See side 2 of this report for specific information on your student's performance in mathematics.

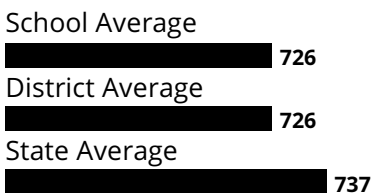
How Did FIRSTNAME Perform Overall?

Performance Level 3

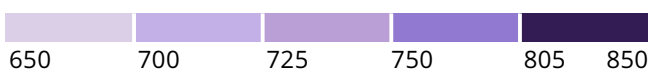
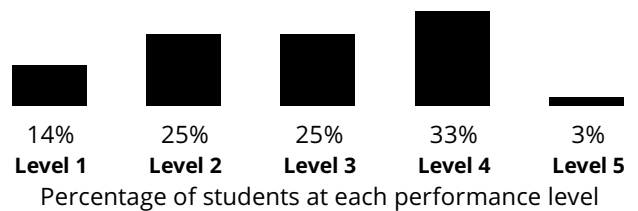
- Level 5** Exceeded Expectations
- Level 4** Met Expectations
- Level 3** Approached Expectations
- Level 2** Partially Met Expectations
- Level 1** Did Not Yet Meet Expectations



For additional information regarding your student's overall performance or the use of Not-Tested or Void codes, please see the Score Interpretation Guide at <https://nj.mypearsonsupport.com>.



How Students in New Jersey Performed



If your student took the assessment several times, under similar circumstances, your student would likely score within the range between the reported scale score plus or minus 2.4 points.

How Did Your Student Perform in Areas of Mathematics?

MAJOR CONTENT

Your student performed about the same as students who **did not yet meet or partially met expectations**. Students meet expectations by solving problems involving arithmetic operations on polynomials, linear, quadratic, and exponential equations, an understanding of functions, and interpreting algebraic expressions, functions, and linear models.

EXPRESSING MATHEMATICAL REASONING

Your student performed about the same as students who **approached expectations**. Students meet expectations by creating and justifying logical mathematical solutions and analyzing and correcting the reasoning of others.

ADDITIONAL & SUPPORTING CONTENT

Your student performed about the same as students who **met or exceeded expectations**. Students meet expectations by solving problems involving properties of rational and irrational numbers, writing algebraic expressions in equivalent forms, systems of equations, interpreting data, and linear, quadratic, and exponential models.

MODELING & APPLICATION

Your student performed about the same as students who **did not yet meet or partially met expectations**. Students meet expectations by solving real-world problems, representing and solving problems with symbols, reasoning quantitatively, and strategically using appropriate tools.

LEGEND

Your student performed about the same as students who:



What are the New Jersey ELA/Math assessments? The tests measure how well students have learned grade-level material in English language arts and mathematics. Students who meet or exceed expectations are likely on track for the next grade or course and, ultimately, for college and careers. The tests include questions that measure your student's fundamental skills and knowledge, and require students to think critically, solve problems, and support or explain their answers. The tests are one of several ways to help parents/legal guardians and teachers understand how well children are learning. The results also give your school and district important information to make instructional improvements.

Learn more about the New Jersey ELA/Math assessments

To learn more about the content of the assessment and access released test questions, visit <https://nj.mypearsonsupport.com/test-content/>.

Learn more about New Jersey's college- and career-ready standards

Explore your school's website or ask your principal for information on your school's assessment schedule, the curriculum chosen by your district, and to learn more about how assessment results contribute to school improvements. You can also learn more about New Jersey's K-12 standards at <https://www.nj.gov/education/standards/>.



ALGEBRA II

Mathematics Assessment Report, 2023–2024

This report shows whether FIRSTNAME met course-level expectations and is on track to be college and career ready. **This assessment is just one measure of how well your student is performing academically. The results from this assessment should be used in combination with other indicators of achievement in drawing conclusions about your student's performance in mathematics.**

Visit the NJ Parent Portal at nj-results.pearsonaccessnext.com and use the following code to access your student's performance results online.

yzZ7ppDNW4mp

See side 2 of this report for specific information on your student's performance in mathematics.

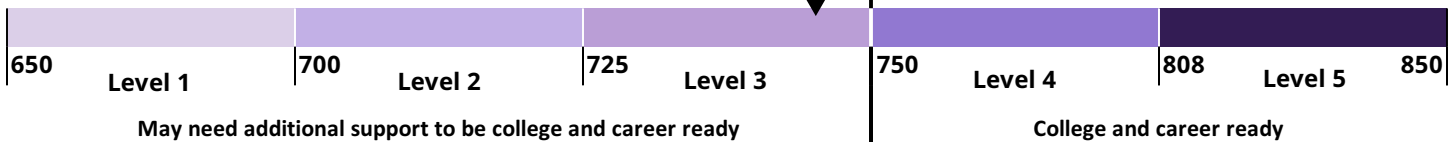
How Did FIRSTNAME Perform Overall?

Performance Level 3

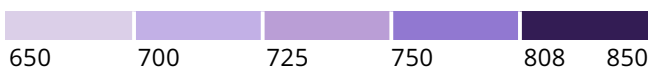
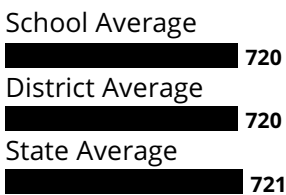
- Level 5** Exceeded Expectations
- Level 4** Met Expectations
- Level 3** Approached Expectations
- Level 2** Partially Met Expectations
- Level 1** Did Not Yet Meet Expectations

Your student's score

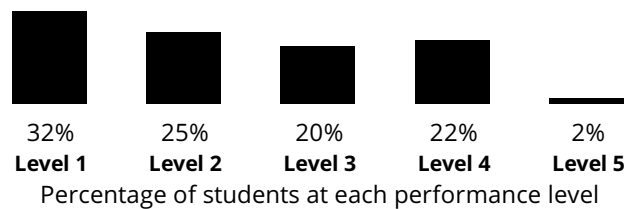
745



For additional information regarding your student's overall performance or the use of Not-Tested or Void codes, please see the Score Interpretation Guide at <https://nj.mypearsonsupport.com>.



How Students in New Jersey Performed



If your student took the assessment several times, under similar circumstances, your student would likely score within the range between the reported scale score plus or minus 2.4 points.

How Did Your Student Perform in Areas of Mathematics?

MAJOR CONTENT

Your student performed about the same as students who **did not yet meet or partially met expectations**. Students meet expectations by solving problems involving rational exponents, writing and interpreting algebraic expressions, rational and radical equations, graphs of functions, creating linear, quadratic, and exponential functions, and making inferences and justifying conclusions from data.

EXPRESSING MATHEMATICAL REASONING

Your student performed about the same as students who **approached expectations**. Students meet expectations by creating and justifying logical mathematical solutions and analyzing and correcting the reasoning of others.

ADDITIONAL & SUPPORTING CONTENT

Your student performed about the same as students who **met or exceeded expectations**. Students meet expectations by solving problems involving the complex number system, rational expressions and functions, systems of equations, trigonometric functions, interpreting data, and probability.

MODELING & APPLICATION

Your student performed about the same as students who **did not yet meet or partially met expectations**. Students meet expectations by solving real-world problems, representing and solving problems with symbols, reasoning quantitatively, and strategically using appropriate tools.

LEGEND

Your student performed about the same as students who:



Did Not Yet Meet
or Partially
Met Expectations



Approached
Expectations



Met or Exceeded
Expectations

What are the New Jersey ELA/Math assessments? The tests measure how well students have learned grade-level material in English language arts and mathematics. Students who meet or exceed expectations are likely on track for the next grade or course and, ultimately, for college and careers. The tests include questions that measure your student's fundamental skills and knowledge, and require students to think critically, solve problems, and support or explain their answers. The tests are one of several ways to help parents/legal guardians and teachers understand how well children are learning. The results also give your school and district important information to make instructional improvements.

Learn more about the New Jersey ELA/Math assessments

To learn more about the content of the assessment and access released test questions, visit <https://nj.mypearsonsupport.com/test-content/>.

Learn more about New Jersey's college- and career-ready standards

Explore your school's website or ask your principal for information on your school's assessment schedule, the curriculum chosen by your district, and to learn more about how assessment results contribute to school improvements. You can also learn more about New Jersey's K-12 standards at <https://www.nj.gov/education/standards/>.



GEOMETRY

Mathematics Assessment Report, 2023–2024

This report shows whether FIRSTNAME met course-level expectations and is on track to be college and career ready. **This assessment is just one measure of how well your student is performing academically. The results from this assessment should be used in combination with other indicators of achievement in drawing conclusions about your student's performance in mathematics.**

Visit the NJ Parent Portal at nj-results.pearsonaccessnext.com and use the following code to access your student's performance results online.

BNZrYpRX23ZD

See side 2 of this report for specific information on your student's performance in mathematics.

How Did FIRSTNAME Perform Overall?

Performance Level 2

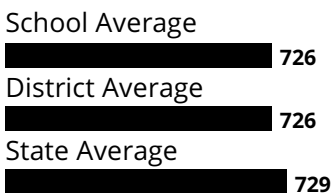
- Level 5** Exceeded Expectations
- Level 4** Met Expectations
- Level 3** Approached Expectations
- Level 2** Partially Met Expectations
- Level 1** Did Not Yet Meet Expectations

Your student's score

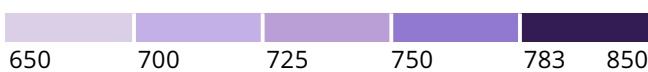
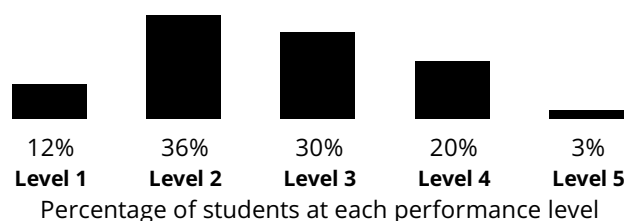
722



For additional information regarding your student's overall performance or the use of Not-Tested or Void codes, please see the Score Interpretation Guide at <https://nj.mypearsonsupport.com>.



How Students in New Jersey Performed



If your student took the assessment several times, under similar circumstances, your student would likely score within the range between the reported scale score plus or minus 6.1 points.

How Did Your Student Perform in Areas of Mathematics?

MAJOR CONTENT

Your student performed about the same as students who **did not yet meet or partially met expectations**. Students meet expectations by solving problems involving geometric proofs, transformations on shapes, right triangles, trigonometry, coordinate geometry, and applications of geometric concepts.

EXPRESSING MATHEMATICAL REASONING

Your student performed about the same as students who **approached expectations**. Students meet expectations by creating and justifying logical mathematical solutions and analyzing and correcting the reasoning of others.

ADDITIONAL & SUPPORTING CONTENT

Your student performed about the same as students who **met or exceeded expectations**. Students meet expectations by solving problems involving transforming shapes on a coordinate plane, geometric constructions, circles, and volume.

MODELING & APPLICATION

Your student performed about the same as students who **did not yet meet or partially met expectations**. Students meet expectations by solving real-world problems, representing and solving problems with symbols, reasoning quantitatively, and strategically using appropriate tools.

LEGEND

Your student performed about the same as students who:



Did Not Yet Meet
or Partially
Met Expectations



Approached
Expectations



Met or Exceeded
Expectations

What are the New Jersey ELA/Math assessments? The tests measure how well students have learned grade-level material in English language arts and mathematics. Students who meet or exceed expectations are likely on track for the next grade or course and, ultimately, for college and careers. The tests include questions that measure your student's fundamental skills and knowledge, and require students to think critically, solve problems, and support or explain their answers. The tests are one of several ways to help parents/legal guardians and teachers understand how well children are learning. The results also give your school and district important information to make instructional improvements.

Learn more about the New Jersey ELA/Math assessments

To learn more about the content of the assessment and access released test questions, visit <https://nj.mypearsonsupport.com/test-content/>.

Learn more about New Jersey's college- and career-ready standards

Explore your school's website or ask your principal for information on your school's assessment schedule, the curriculum chosen by your district, and to learn more about how assessment results contribute to school improvements. You can also learn more about New Jersey's K-12 standards at <https://www.nj.gov/education/standards/>.