

NJSLA-M

New Jersey Student Learning Assessment-Mathematics

2023 Test Administrator Script for Computer-Based Testing

Grades 3–8 and High School NJSLA-Mathematics

The 2023 Test Administrator Script for Computer-Based Testing must be used with the *Spring 2023 Test Administrator Manual*.

NJSLA-Math CBT 2023

Table of Contents

Grades 3–5 Math	2
Grades 6 and 7 Math – Unit 1	9
Grades 6 and 7 Math – Units 2 and 3	16
Grade 8 Math – Unit 1	23
Grade 8 Math – Units 2 and 3	30
High School Math: Algebra I, Geometry, Algebra II – Unit 1	37
High School Mathematics: Algebra I, Geometry, Algebra II – Unit 2	44

Grades 3–5 Math

Using the Test Administrator Script

The administration script in this document will be used for all units of the New Jersey Student Learning Assessment-Mathematics Test (NJSLA-Math). The script must be used with the *Spring 2023 Test Administrator Manual*. On the first read through, Test Administrators (TAs) are required to adhere to this script for administering the NJSLA-Math. Read word-for-word the bold instructions in each “**Say**” box to students. Do not modify or paraphrase the wording in the “**Say**” boxes. Some of the “**Say**” boxes are outlined with a dashed line and should **only** be read aloud if they are applicable to the students testing. Some directions may differ slightly by unit and are noted within the administration script. Text that is outside the “**Say**” boxes includes directions for TAs to follow and should not be read to students.

Grades 3-5 Math Testing Times and Materials – All Units

Unit	Unit Testing Time	Required Materials	Start Time	Stop Time
Unit 1 Non-Calculator Unit	60 minutes	<ul style="list-style-type: none"> • Student testing tickets • Pencils • Scratch paper 		
Unit 2 Non-Calculator Unit	60 minutes	<ul style="list-style-type: none"> • Student testing tickets • Pencils • Scratch paper 		
Unit 3 Non-Calculator Unit	60 minutes	<ul style="list-style-type: none"> • Student testing tickets • Pencils • Scratch paper 		

Before students can begin testing, the test session must be started in PearsonAccess^{next}. Additionally, the unit must be unlocked (refer to **Section 4.2** of the *Spring 2023 Test Administrator Manual* for more information). Speak to your School Test Coordinator (STC) to determine who will complete these two tasks prior to testing. TAs must make sure all testing devices are turned on and have the TestNav app open. Make sure all testing devices display the **Sign In** screen as shown under the Checking Audio section. Make sure headphones are plugged in for all students using text-to-speech and do an audio check prior to launching TestNav.

It is critical to ensure that students have the appropriate accessibility features and accommodations prior to testing. To verify student accessibility features and accommodations, reach out to the STC. Refer to **Section 6.2** of the *Spring 2023 Test Administrator Manual* for further instructions on how to check accessibility features and accommodations.

NJSLA Grades 3–5 Math CBT 2023

Test Administrator Script

Instructions for Preparing to Test

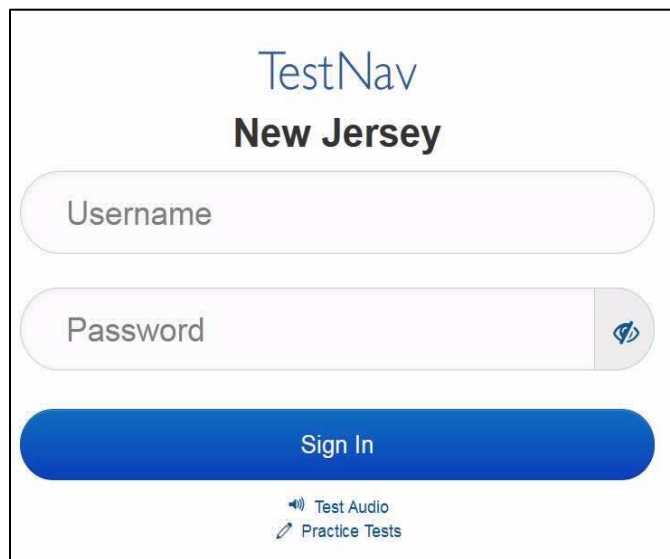
请读出：	<p>今天，你将参加数学评估。</p> <p>你的桌面上不得放有任何未经批准的电子设备。不允许打电话，发短信，拍照和浏览互联网。如果你现在有任何未经批准的电子设备，包括手机和蓝牙设备（耳机或麦克风），请将它们关闭，然后举手。如果在考试期间发现你持有未经批准的电子设备，你的考试可能不予计分。</p>
-------------	---

If a student raises their hand, collect the electronic device (or follow the school/district policy) and store it until testing for all students has been completed and all secure materials have been collected. Certain electronic devices may be allowed for accommodation purposes only during testing. Please contact your STC immediately if there are questions regarding electronic devices.

Checking Audio (for Students Needing Text-to-Speech Only)

请读出：	<p>确保你的耳机已插入并戴上。在你屏幕上的“Sign In”（登录）按钮下面有一个名为“Test Audio”（考试音频）的链接。选择该链接，确保你可以通过耳机收听，然后调到舒适音量。可以在考试开始后调节音量。</p> <p>文本转语音设置位于 TestNav 中每道试题右侧的 TTS 框内。TTS 框带有包含控制阅读速度和音量选项的按钮。</p>
-------------	---

A screenshot of the **Test Audio** function is provided. TAs should assist students with audio adjustments as needed.



Instructions for Signing In

请读出：	在我分发你们的学生考试单、草稿纸和其他材料时，请安静地坐在原位。在我告诉你登录之前，请勿登录。
-------------	---

Distribute testing tickets, scratch paper, pencils, mathematics reference sheets (Grade 5 only, if locally printed), and approved accessibility and accommodations tools, if needed, for certain students. If a student has a calculator accommodation in an approved IEP or 504 plan, make sure the student receives the appropriate calculator.

Note: Handheld calculators must be handled in accordance with the policies outlined in the *Spring 2023 Test Administrator Manual* and in the Calculator Policy which are available on the [New Jersey Assessments Resource Center](#) under Educator Resources > Test Administration Resources.

请读出：	现在，看看你的学生考试单，并确保上面有你的姓名。如果你没有收到自己的考试单，请举手。
-------------	--

STUDENT TESTING TICKET	
Student:	STUDENT, NEW
State ID#:	1234567890
Session:	SAMPLE SESSION
Date of Birth:	2011-02-22
Test:	Mathematics
<p>You are authorized to take the electronic version of this test. You will be asked to provide the following information in order to access the test on the device. Please wait for the instructions from the test monitor before proceeding.</p> <p>Select New Jersey in the application.</p> <p>Username: 1111111111 Password: ab1111</p> <p>(OPTIONAL) Local Testing Device ID: _____</p>	

If a student has the wrong ticket, provide the correct student testing ticket to the student. If the correct student testing ticket is missing, contact your STC

请读出：	<p>现在，请输入你考试单底部显示的用户名。 (停顿。)</p> <p>接下来，请输入你考试单上显示的密码。 (停顿。)</p> <p>现在，请选择“Sign in”（登录）按钮。 (停顿。)</p>
-------------	--

请读出：	在屏幕的右上角找到你的姓名。如果你看到的不是自己的姓名，请举手。你现在看到的应该是“Available Tests”（可用考试）屏幕。选择第__单元（填写适当单元）的“Start”（开始）按钮。你应该看到“Welcome”（欢迎）屏幕。
-------------	--

Circulate throughout the room to make sure all students have successfully logged in. Retype the username and password for a student, if necessary. Passwords are not case sensitive. If any students do not see their correct name on the login screen, close TestNav, reopen it, and log the students back in with the correct student testing ticket.

NJSLA Grades 3–5 Math CBT 2023

Instructions for Administering Each Unit

请读出：	选择屏幕中间的“Start Test Now”（现在开始考试）框。在我阅读屏幕上的说明时跟随操作。你可能需要使用右侧的滚动条跟随操作。在我告诉你选择之前，请勿选择“Start Section”（开始部分）按钮。
-------------	---

The directions in TestNav may vary according to the test form that was assigned to the student. Read these directions to students who were assigned any test form other than the screen reader test form.

All forms except screen reader:

请读出：	<p>今天，你将参加____年级（填写适当年级）的第__单元（填写适当单元）的新泽西州学生学习评估-数学考试。你将不能使用计算器。</p> <p>阅读每个问题。然后，按照说明回答每个问题。如果某个问题要求你展示或解释你的答题，你必须这样做才能获得完整分数。在屏幕上提供的框中输入你的答案。只有输入到答案方框中的答案才能得分。</p> <p>如果你暂时不知道某个问题的答案，你可以给它加上书签，然后继续下一个问题。如果你提前完成，可以审查你的答案以及你已加书签的任何问题。</p> <p>如果该问题配有绘图框，你可以使用它添加图形来帮助（3 年级：解释）（4 年级和 5 年级：支持）你的答案。在绘图框中输入的任何作品或图形都将被评分。</p>
-------------	---

Read these directions only to students who were assigned the screen reader test form.

Screen reader forms only:

请读出：	<p>今天，你将参加____年级（填写适当年级）的第__单元（填写适当单元）的新泽西州学生学习评估-数学考试。你将不能使用计算器。</p> <p>阅读每个问题。然后，按照说明回答每个问题。如果某个问题要求你展示或解释你的答题，你必须这样做才能获得完整分数。请在草稿纸上完成你的答题，然后向老师读你所写内容。老师会帮助你将答案输入计算机考试中。草稿纸上的答题不予计分。如果你暂时不知道某个问题的答案，你可以给它加上书签，然后继续下一个问题。如果你提前完成，可以审查你的答案以及你已加书签的任何问题。</p>
-------------	--

请读出：	<p>你的屏幕上的说明到此结束。在被告知继续之前，请勿继续。</p> <p>（5 年级，请读出：在 Exhibits 附件）选项卡中可找到一个数学参考表。）</p> <p>在考试过程中，如果你在操作考试设备方面遇到困难，请举手，以便我可以协助你。考试期间，我无法在试题或在线工具方面帮助你。</p> <p>一旦你检查完了答题，请举手，我会指导你退出考试。然后，我会收回你的学生考试单和草稿纸。你一旦退出考试，就无法再次登录。</p>
-------------	--

NJSLA Grades 3–5 Math CBT 2023

Read from Option A, B, or C based on local policy (contact your STC with any questions).

请读出：	选项 A： 在你退出考试后，请安静地坐在那里，直到本单元结束。 选项 B： 在你退出考试后，我会让你离开。 选项 C： 在你退出考试后，你可以阅读一本书或所允许的其他材料，直到本单元结束。
-------------	---

请读出：	你有什么问题吗？
-------------	----------

Answer any questions.

Instructions for Starting the Test

请读出：	滚动到屏幕底部。 (停顿。) 选择“Start Section”（开始部分）按钮。 (停顿。) 现在，你应该已经进入了考试。
-------------	--

Pause to make sure all students are in the correct unit.

Regular time:

请读出：	你将有 60 分钟时间完成本单元的考试。当考试时间剩下 10 分钟时，我会提示你。 现在，你可以开始答题了。
-------------	---

For extended time students only:

If students are testing with extended time accommodations, it may be necessary to adjust the amount of time students will have to complete this unit. Refer to the student’s accommodations.

请读出：	选项 A： 你将有____小时时间完成本单元考试。当你的考试时间剩下____分钟时，我会告诉你。现在，你可以开始答题了。 选项 B： 你可以使用自己所需的时间来完成本单元，直到放学时间。当剩下____分钟时，我会告诉你。现在，你可以开始答题了。
-------------	---

NJSLA Grades 3–5 Math CBT 2023

Write the starting time and stopping time in the timing box (**Figure 2.0** of the *Spring 2023 Test Administrator Manual*, Timing Box Example). Actively proctor while students are testing:

- Redirect students as necessary (**Section 2.9.1**).
- If technology issues occur during testing, assist students as needed. Follow the protocol in **Section 4.3**, as applicable, if any technology issues cause a disruption.
- Assist students in logging out of TestNav as they complete the unit (**Section 4.4**).
- Collect test materials as students complete testing (**Section 2.10**).
- If students have questions about an item, tell them, “Do the best you can.” (**Section 2.8**)
- If students indicate that a test item is not functioning appropriately, refer to **Section 4.3.1**.
- Ensure that any absent students are locked out of the unit.

Instructions for Taking a Break During Testing

The following are permitted during test administration at the discretion of the TA:

- One stretch break of up to three minutes is allowed for the entire classroom during testing for each unit. The stopping time should be adjusted by no more than three minutes if there is a stretch break.
- Individual restroom breaks are allowed during testing (do not adjust; stop time except for students who have frequent breaks in accordance with row 2f of Table 2, Administrative Considerations, in the *NJSLA and NJGPA Accessibility Features and Accommodations (AF&A) Manual* which is available at the [New Jersey Assessments Resource Center](#), located under Educator Resources > Test Administration Resources).

TAs must adhere to the following security measures:

- Students must be supervised at all times during breaks.
- Student screens must not be visible to other students.
- Students are **not permitted to talk to each other** during testing or breaks during testing.
- Students are **not permitted** to use unauthorized electronic devices, play games, or engage in activities that may compromise the validity of the test.

If taking a three-minute stand-and-stretch break during the unit:

请读出：	请停止考试，然后遮盖或关闭屏幕。我们将安静地休息三分钟，做伸展运动。不允许说话。
-------------	--

After taking a classroom break, be sure students are seated and device screens are visible.

请读出：	现在，你们可以恢复考试了。
-------------	---------------

Instructions for When 10 Minutes of Unit Time Remain

When 10 minutes of unit time remain (**Note:** Do not read the following text to students with an extended time accommodation.):

请读出：	考试时间还剩下 10 分钟。
-------------	----------------

Continue to actively proctor while students are testing.

Instructions for Ending the Unit

When the unit time is finished, read the following (optional) “Say” box if there are students still actively testing. If a second unit will be administered after a short break, stop the directions after the students submit their final answers. Do not have students log out of TestNav. For the next unit, start at “Find your name...” at the end of the Instructions for Logging In section above.

<p>请读出：</p>	<p>停止答题。考试时间现已结束。</p> <p>选择考试屏幕左上角的“Review”（检查）下拉菜单。</p> <p>从“Review”（检查）菜单中，滚动到底部，然后选择“End of Section”（结束本部分）。</p> <p>选择“Submit Final Answers”（提交最终答案）按钮。</p> <p>选择“Yes”（是）按钮，退出本单元。</p> <p>现在，我会收回你的学生考试单和草稿纸。</p>
--------------------	--

Circulate throughout the room to make sure all students have successfully logged off. To log off select the “User dropdown menu” at the top right corner and select “Sign out of TestNav.” Then, collect student testing tickets and scratch paper.

- Ensure all students are in **Completed** status for the unit in PearsonAccess^{next} at the end of the unit.
- Return all test materials to your STC. Report any missing materials and absent students.
- Report any testing irregularities to your STC.

If more than one unit is being administered on the same day, allow students to take a short break (e.g., restroom break or stretch break) or an extended break (e.g., lunch). Once students have returned and are seated, read the appropriate script to move on to the next unit.

NJSLA Grades 6 and 7 Math CBT 2023

Grades 6 and 7 Math – Unit 1

Using the Test Administrator Script

The administration script in this section will be used for Unit 1 of the New Jersey Student Learning Assessment-Mathematics Test (NJSLA-Math). The script must be used with the *Spring 2023 Test Administrator Manual*. On the first read through, Test Administrators (TAs) are required to adhere to this script for administering the NJSLA-Math. Read word-for-word the bold instructions in each “**Say**” box to students. Do not modify or paraphrase the wording in the “**Say**” boxes. Some of the “**Say**” boxes are outlined with a dashed line and should **only** be read aloud if they are applicable to the students 02415testing. Some directions may differ slightly by unit and are noted within the administration script. Text that is outside the “**Say**” boxes includes directions for TAs to follow and should not be read to students.

Grades 6 and 7 Math Testing Times and Materials – Unit 1

Unit	Unit Testing Time	Required Materials	Start Time	Stop Time
Unit 1: 1. Non-Calculator Section 2. Students Submit Section 3. Calculator Section	60 minutes	<ul style="list-style-type: none">• Student testing tickets• Pencils• Scratch paper		

Before students can begin testing, the test session must be started in PearsonAccess^{next}. Additionally, the unit must be unlocked (refer to **Section 4.2** of the *Spring 2023 Test Administrator Manual* for more information). Speak to your School Test Coordinator (STC) to determine who will complete these two tasks prior to testing. TAs must make sure all testing devices are turned on and have the TestNav app open. Make sure all testing devices display the **Sign In** screen as shown under the Checking Audio section. Make sure headphones are plugged in for all students using text-to-speech and do an audio check prior to launching TestNav.

It is critical to ensure that students have the appropriate accessibility features and accommodations prior to testing. To verify student accessibility features and accommodations, reach out to the STC. Refer to **Section 6.2** of the *Spring 2023 Test Administrator Manual* for further instructions on how to check accessibility features and accommodations.

Test Administrator Script

Instructions for Preparing to Test

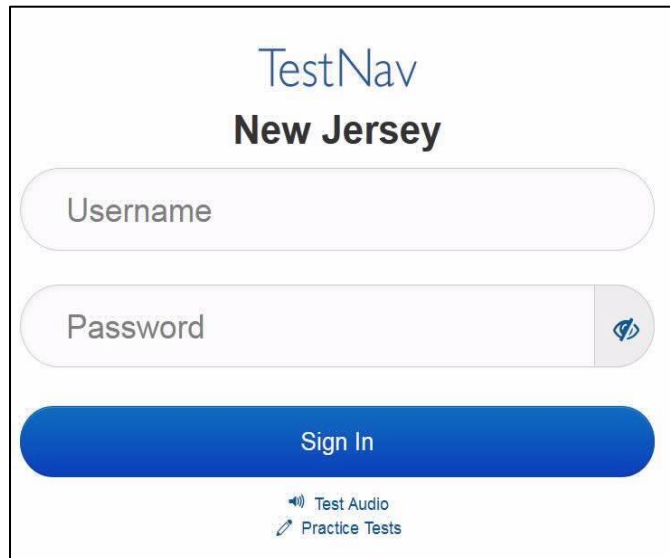
请读出：	<p>今天，你将参加数学评估。</p> <p>你的桌面上不得放有任何未经批准的电子设备。不允许打电话，发短信，拍照和浏览互联网。如果你现在有任何未经批准的电子设备，包括手机和蓝牙设备（耳机或麦克风），请将它们关闭，然后举手。如果在考试期间发现你持有未经批准的电子设备，你的考试可能不予计分。</p>
------	---

If a student raises their hand, collect the electronic device (or follow the school/district policy) and store it until testing for all students has been completed and all secure materials have been collected. Certain electronic devices may be allowed for accommodation purposes only during testing. Please contact your STC immediately if there are questions regarding electronic devices.

Checking Audio (for Students Needing Text-to-Speech Only)

请读出：	<p>确保你的耳机已插入并戴上。在你屏幕上的“Sign In”（登录）按钮下面有一个名为“Test Audio”（考试音频）的链接。选择该链接，确保你可以通过耳机收听，然后调到舒适音量。可以在考试开始后调节音量。</p> <p>文本转语音设置位于 TestNav 中每道试题右侧的 TTS 框内。TTS 框带有包含控制阅读速度和音量选项的按钮。</p>
------	--

A screenshot of the **Test Audio** function is provided. TAs should assist students with audio adjustments as needed.



NJSLA Grades 6 and 7 Math CBT 2023

Instructions for Signing In

请读出：	在我分发你们的学生考试单、草稿纸和其他材料时，请安静地坐在原位。在我告诉你登录之前，请勿登录。
-------------	---

Distribute testing tickets, scratch paper, pencils, mathematics reference sheets (if locally printed), and approved accessibility and accommodations tools, if needed, for certain students. If a student has a calculator accommodation in an approved IEP or 504 plan, make sure the student receives the appropriate calculator at the appropriate time.

Note: Handheld calculators must be handled in accordance with the policies outlined in the *Spring 2023 Test Administrator Manual* and in the Calculator Policy which are available on the [New Jersey Assessments Resource Center](#) under Educator Resources > Test Administration Resources.

请读出：	现在，看看你的学生考试单，并确保上面有你的姓名。如果你没有收到自己的考试单，请举手。
-------------	--

STUDENT TESTING TICKET	
Student:	STUDENT, NEW
State ID#:	1234567890
Session:	SAMPLE SESSION
Date of Birth:	2011-02-22
Test:	Mathematics
You are authorized to take the electronic version of this test. You will be asked to provide the following information in order to access the test on the device. Please wait for the instructions from the test monitor before proceeding.	
Select New Jersey in the application.	
Username:	1111111111 Password: ab1111
(OPTIONAL) Local Testing Device ID: _____	

If a student has the wrong ticket, provide the correct student testing ticket to the student. If the correct student testing ticket is missing, contact your STC

请读出：	现在，请输入你考试单底部显示的用户名。 (停顿。) 接下来，请输入你考试单上显示的密码。 (停顿。) 现在，请选择“Sign in”（登录）按钮。 (停顿。)
-------------	--

请读出：	在屏幕的右上角找到你的姓名。如果你看到的不是自己的姓名，请举手。你现在看到的应该是“Available Tests”（可用考试）屏幕。选择第 1 单元的“Start”按钮。你应该看到“Welcome”（欢迎）屏幕。
-------------	---

Circulate throughout the room to make sure all students have successfully logged in. Retype the username and password for a student, if necessary. Passwords are not case sensitive. If any students do not see their correct name on the login screen, close TestNav, reopen it, and log the students back in with the correct student testing ticket.

Instructions for Administering Unit 1

请读出：	选择屏幕中间的“Start Test Now”（现在开始考试）框。在我阅读屏幕上的说明时跟随操作。你可能需要使用右侧的滚动条跟随操作。在我告诉你选择之前，请勿选择“Start Section”（开始部分）按钮。
-------------	---

The directions in TestNav may vary according to the test form that was assigned to the student. Read these directions to students who were assigned any test form other than the screen reader test form.

All forms except screen reader:

请读出：	<p>今天，你将参加____年级（填写适当年级）的第 1 单元的新泽西州学生学习评估-数学考试。考试有两个部分。在第一部分中，你不能使用计算器。在第二部分中，你可以使用在工具栏中提供的计算器。你在开始进行计算器部分后，将不允许返回考试的第一部分。你必须在允许的时间内完成可以使用计算器的部分和不能使用计算器的部分。</p> <p>阅读每个问题。然后，按照说明回答每个问题。如果某个问题要求你展示或解释你的答题，你必须这样做才能获得完整分数。在屏幕上提供的框中输入你的答案。只有输入到答案方框中的答案才能得分。如果你暂时不知道某个问题的答案，你可以给它加上书签，然后继续下一个问题。当你完成第一部分时，你只能审查本部分中的答案或你已加书签的任何问题。审查完第一部分的答案后，即可提交第一部分的答案，然后进入计算器部分。如果你在进入计算器部分方面需要帮助，请举手。</p>
-------------	--

Read these directions only to students who were assigned the screen reader test form.

Screen reader forms only:

请读出：	<p>今天，你将参加____年级（填写适当年级）的第 1 单元的新泽西州学生学习评估-数学考试。考试有两个部分。在第一部分中，你不能使用计算器。在第二部分中，你可以使用在工具栏中提供的计算器。你在开始进行计算器部分后，将不允许返回考试的第一部分。你必须在允许的时间内完成可以使用计算器的部分和不能使用计算器的部分。</p> <p>阅读每个问题。然后，按照说明回答每个问题。如果某个问题要求你展示或解释你的答题，你必须这样做才能获得完整分数。请在草稿纸上完成你的答题，然后向老师读你所写内容。老师会帮助你将答案输入计算机考试中。草稿纸上的答题不予计分。如果你暂时不知道某个问题的答案，你可以给它加上书签，然后继续下一个问题。审查完第一部分的答案后，即可提交第一部分的答案，然后进入计算器部分。</p>
-------------	---

Optional, if using handheld calculators

请读出：	当你准备好进入计算器部分时，请举手，以便收到你的计算器。
-------------	------------------------------

NJSLA Grades 6 and 7 Math CBT 2023

请读出：	<p>你的屏幕上的说明到此结束。在被告知继续之前，请勿继续。</p> <p>在 Exhibits（附件）选项卡中可找到一个数学参考表。</p> <p>在考试过程中，如果你在操作考试设备方面遇到困难，请举手，以便我可以协助你。考试期间，我无法在试题或在线工具方面帮助你。</p> <p>当你检查完计算器部分后，请举手，我会指导你退出考试。然后，我会收回你的学生考试单和草稿纸。你一旦退出考试，就无法再次登录。</p>
-------------	--

Read from Option A, B, or C based on local policy (contact your STC with any questions).

请读出：	<p>选项 A： 在你退出考试后，请安静地坐在那里，直到本单元结束。</p> <p>选项 B： 在你退出考试后，我会让你离开。</p> <p>选项 C： 在你退出考试后，你可以阅读一本书或所允许的其他材料，直到本单元结束。</p>
-------------	---

请读出：	你有什么问题吗？
-------------	----------

Answer any questions.

Instructions for Starting the Test

请读出：	<p>滚动到屏幕底部。 （停顿。）</p> <p>选择“Start Section”（开始部分）按钮。 （停顿。）</p> <p>现在，你应该已经进入了考试。</p>
-------------	--

Pause to make sure all students are in the correct unit.

Regular time:

请读出：	<p>你将有 60 分钟来完成本单元的非计算器和计算器两个部分。当考试时间剩下 20 分钟时，如果你还没有进入计算器部分，我会提醒你进入。当你的考试时间剩下 10 分钟时，我也会告诉你。</p> <p>现在，你可以开始答题了。</p>
-------------	--

For extended time students only:

If students are testing with extended time accommodations, it may be necessary to adjust the amount of time students will have to complete this unit. Refer to the student’s accommodations.

请读出：	<p>选项 A:</p> <p>你将有____小时来完成本单元的非计算器和计算器两个部分。当你的考试时间剩下____分钟时，我会告诉你。现在，你可以开始答题了。</p> <p>选项 B:</p> <p>你可以使用自己所需的时间来完成本单元，直到放学时间。当剩下____分钟时，我会告诉你。现在，你可以开始答题了。</p>
-------------	--

Write the starting time and stopping time in the timing box (**Figure 2.0** of the *Spring 2023 Test Administrator Manual*, Timing Box Example). Actively proctor while students are testing:

- Redirect students as necessary (**Section 2.9.1**).
- If technology issues occur during testing, assist students as needed. Follow the protocol in **Section 4.3**, as applicable, if any technology issues cause a disruption.
- Assist students in logging out of TestNav as they complete the unit (**Section 4.4**).
- Collect test materials as students complete testing (**Section 2.10**).
- If students have questions about an item, tell them, “Do the best you can.” (**Section 2.8**)
- If students indicate that a test item is not functioning appropriately, refer to **Section 4.3.1**.
- Ensure that any absent students are locked out of the unit.

Instructions for Taking a Break During Testing

The following are permitted during test administration at the discretion of the TA:

- One stretch break of up to three minutes is allowed for the entire classroom during testing for each unit. The stopping time should be adjusted by no more than three minutes if there is a stretch break.
- Individual restroom breaks are allowed during testing (do not adjust; stop time except for students who have frequent breaks in accordance with row 2f of Table 2, Administrative Considerations, in the *NJSLA and NJGPA Accessibility Features and Accommodations (AF&A) Manual* which is available at the [New Jersey Assessments Resource Center](#), located under Educator Resources > Test Administration Resources).

TAs must adhere to the following security measures:

- Students must be supervised at all times during breaks.
- Student screens must not be visible to other students.
- Students are **not permitted to talk to each other** during testing or breaks during testing.
- Students are **not permitted** to use unauthorized electronic devices, play games, or engage in activities that may compromise the validity of the test.

If taking a three-minute stand-and-stretch break during the unit:

请读出：	<p>请停止考试，然后遮盖或关闭屏幕。我们将安静地休息三分钟，做伸展运动。不允许说话。</p>
-------------	---

NJSLA Grades 6 and 7 Math CBT 2023

After taking a classroom break, be sure students are seated and device screens are visible.

请读出：	现在，你们可以恢复考试了。
-------------	---------------

Instructions for When 20 Minutes of Unit Time Remain

When 20 minutes of unit time remain (**Note:** Do not read the following text to students with an extended time accommodation.):

请读出：	考试时间还剩下 20 分钟。提醒一句，必须在此时间内完成非计算器和计算器两个部分。
-------------	---

Instructions for When 10 Minutes of Unit Time Remain

When 10 minutes of unit time remain (**Note:** Do not read the following text to students with an extended time accommodation.):

请读出：	考试时间还剩下 10 分钟。
-------------	----------------

Continue to actively proctor while students are testing.

Instructions for Ending the Unit

When the unit time is finished, read the following (optional) “**Say**” box if there are students still actively testing. If a second unit will be administered after a short break, stop the directions after the students submit their final answers. Do not have students log out of TestNav. For the next unit, start at “Find your name...” at the end of the Instructions for Logging In section above.

请读出：	停止答题。考试时间现已结束。 选择考试屏幕左上角的“Review”（检查）下拉菜单。 从“Review”（检查）菜单中，滚动到底部，然后选择“End of Section”（结束本部分）。 选择“Submit Final Answers”（提交最终答案）按钮。 选择“Yes”（是）按钮，退出本单元。 现在，我会收回你的学生考试单和草稿纸。
-------------	---

Circulate throughout the room to make sure all students have successfully logged off. To log off select the “User dropdown menu” at the top right corner and select “Sign out of TestNav.” Then, collect student testing tickets and scratch paper.

- Ensure all students are in **Completed** status for the unit in PearsonAccess^{next} at the end of the unit.
- Return all test materials to your STC. Report any missing materials and absent students.
- Report any testing irregularities to your STC.

If more than one unit is being administered on the same day, allow students to take a short break (e.g., restroom break or stretch break) or an extended break (e.g., lunch). Once students have returned and are seated, read the appropriate script to move on to the next unit.

Grades 6 and 7 Math – Units 2 and 3

Using the Test Administrator Script

The administration script in this section will be used for Units 2 and 3 of the New Jersey Student Learning Assessment-Mathematics Test (NJSLA-Math). The script must be used with the *Spring 2023 Test Administrator Manual*. On the first read through, Test Administrators (TAs) are required to adhere to this script for administering the NJSLA-Math. Read word-for-word the bold instructions in each “**Say**” box to students. Do not modify or paraphrase the wording in the “**Say**” boxes. Some of the “**Say**” boxes are outlined with a dashed line and should **only** be read aloud if they are applicable to the students testing. Some directions may differ slightly by unit and are noted within the administration script. Text that is outside the “**Say**” boxes includes directions for TAs to follow and should not be read to students.

Grades 6 and 7 Math Testing Times and Materials – Units 2 and 3

Unit	Unit Testing Time	Required Materials	Start Time	Stop Time
Unit 2 Calculator Unit	60 minutes	<ul style="list-style-type: none"> • Student testing tickets • Pencils • Scratch paper 		
Unit 3 Calculator Unit	60 minutes	<ul style="list-style-type: none"> • Student testing tickets • Pencils • Scratch paper 		

Before students can begin testing, the test session must be started in PearsonAccess^{next}. Additionally, the unit must be unlocked (refer to **Section 4.2** of the *Spring 2023 Test Administrator Manual* for more information). Speak to your School Test Coordinator (STC) to determine who will complete these two tasks prior to testing. TAs must make sure all testing devices are turned on and have the TestNav app open. Make sure all testing devices display the **Sign In** screen as shown under the Checking Audio section. Make sure headphones are plugged in for all students using text-to-speech and do an audio check prior to launching TestNav.

It is critical to ensure that students have the appropriate accessibility features and accommodations prior to testing. To verify student accessibility features and accommodations, reach out to the STC. Refer to **Section 6.2** of the *Spring 2023 Test Administrator Manual* for further instructions on how to check accessibility features and accommodations.

NJSLA Grades 6 and 7 Math CBT 2023

Test Administrator Script

Instructions for Preparing to Test

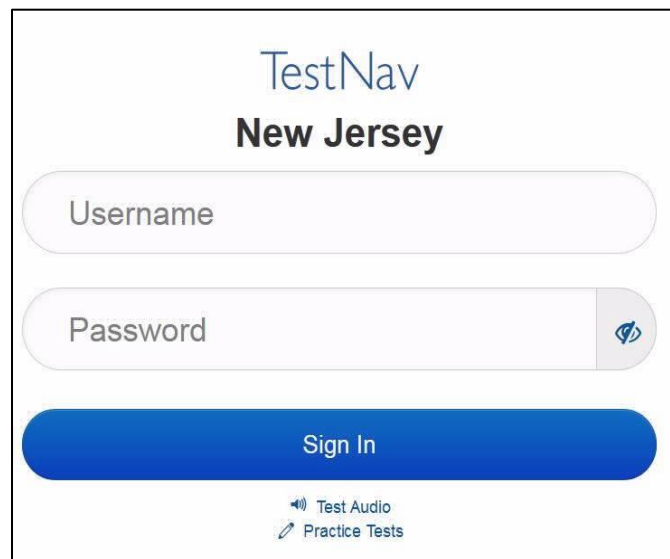
请读出：	<p>今天，你将参加数学评估。</p> <p>你的桌面上不得放有任何未经批准的电子设备。不允许打电话，发短信，拍照和浏览互联网。如果你现在有任何未经批准的电子设备，包括手机和蓝牙设备（耳机或麦克风），请将它们关闭，然后举手。如果在考试期间发现你持有未经批准的电子设备，你的考试可能不予计分。</p>
-------------	---

If a student raises their hand, collect the electronic device (or follow the school/district policy) and store it until testing for all students has been completed and all secure materials have been collected. Certain electronic devices may be allowed for accommodation purposes only during testing. Please contact your STC immediately if there are questions regarding electronic devices.

Checking Audio (for Students Needing Text-to-Speech Only)

请读出：	<p>确保你的耳机已插入并戴上。在你屏幕上的“Sign In”（登录）按钮下面有一个名为“Test Audio”（考试音频）的链接。选择该链接，确保你可以通过耳机收听，然后调到舒适音量。可以在考试开始后调节音量。</p> <p>文本转语音设置位于 TestNav 中每道试题右侧的 TTS 框内。TTS 框带有包含控制阅读速度和音量选项的按钮。</p>
-------------	---

A screenshot of the **Test Audio** function is provided. TAs should assist students with audio adjustments as needed.



Instructions for Signing In

请读出：	在我分发你们的学生考试单、草稿纸和其他材料时，请安静地坐在原位。在我告诉你登录之前，请勿登录。
-------------	---

Distribute testing tickets, scratch paper, pencils, mathematics reference sheets (if locally printed), and approved accessibility and accommodations tools, if needed, for certain students. If a student has a calculator accommodation in an approved IEP or 504 plan, make sure the student receives the appropriate calculator.

Note: Handheld calculators must be handled in accordance with the policies outlined in the *Spring 2023 Test Administrator Manual* and in the Calculator Policy which are available on the [New Jersey Assessments Resource Center](#) under Educator Resources > Test Administration Resources.

请读出：	现在，看看你的学生考试单，并确保上面有你的姓名。如果你没有收到自己的考试单，请举手。
-------------	--

STUDENT TESTING TICKET

Student: STUDENT, NEW
 State ID#: 1234567890
 Session: SAMPLE SESSION
 Date of Birth: 2011-02-22
 Test: Mathematics

You are authorized to take the electronic version of this test. You will be asked to provide the following information in order to access the test on the device. Please wait for the instructions from the test monitor before proceeding.

Select **New Jersey** in the application.

Username: 1111111111 Password: ab1111

(OPTIONAL) Local Testing Device ID: _____

If a student has the wrong ticket, provide the correct student testing ticket to the student. If the correct student testing ticket is missing, contact your STC

请读出：	<p>现在，请输入你考试单底部显示的用户名。 (停顿。)</p> <p>接下来，请输入你考试单上显示的密码。 (停顿。)</p> <p>现在，请选择“Sign in”（登录）按钮。 (停顿。)</p>
-------------	--

请读出：	在屏幕的右上角找到你的姓名。如果你看到的不是自己的姓名，请举手。你现在看到的应该是“Available Tests”（可用考试）屏幕。选择第__单元（填写适当单元）的“Start”（开始）按钮。你应该看到“Welcome”（欢迎）屏幕。
-------------	--

Circulate throughout the room to make sure all students have successfully logged in. Retype the username and password for a student, if necessary. Passwords are not case sensitive. If any students do not see their correct name on the login screen, close TestNav, reopen it, and log the students back in with the correct student testing ticket.

NJSLA Grades 6 and 7 Math CBT 2023

Instructions for Administering Units 2 and 3

请读出：	选择屏幕中间的“Start Test Now”（现在开始考试）框。在我阅读屏幕上的说明时跟随操作。你可能需要使用右侧的滚动条跟随操作。在我告诉你选择之前，请勿选择“Start Section”（开始部分）按钮。
-------------	---

The directions in TestNav may vary according to the test form that was assigned to the student. Read these directions to students who were assigned any test form other than the screen reader test form.

All forms except screen reader:

请读出：	今天，你将参加____年级（填写适当年级）的第__单元（填写适当单元）的新泽西州学生学习评估-数学考试。你将能够使用计算器。在工具栏中有一个计算器供你使用。 阅读每个问题。然后，按照说明回答每个问题。如果某个问题要求你展示或解释你的答题，你必须这样做才能获得完整分数。在屏幕上提供的框中输入你的答案。只有输入到答案方框中的答案才能得分。如果你暂时不知道某个问题的答案，你可以给它加上书签，然后继续下一个问题。如果你提前完成，可以审查你的答案以及你已加书签的问题。
-------------	--

Read these directions only to students who were assigned the screen reader test form.

Screen reader forms only:

请读出：	今天，你将参加____年级（填写适当年级）的第__单元（填写适当单元）的新泽西州学生学习评估-数学考试。你将能够使用计算器。在工具栏中有一个计算器供你使用。 阅读每个问题。然后，按照说明回答每个问题。如果某个问题要求你展示或解释你的答题，你必须这样做才能获得完整分数。请在草稿纸上完成你的答题，然后向老师读你所写内容。老师会帮助你将答案输入计算机考试中。草稿纸上的答题不予计分。如果你暂时不知道某个问题的答案，你可以给它加上书签，然后继续下一个问题。如果你提前完成，可以审查你的答案以及你已加书签的任何问题。
-------------	---

Optional, if using handheld calculators

请读出：	请举手，以便收到你的计算器。
-------------	----------------

请读出：	你的屏幕上的说明到此结束。在被告知继续之前，请勿继续。 在 Exhibits（附件）选项卡中可找到一个数学参考表。 在考试过程中，如果你在操作考试设备方面遇到困难，请举手，以便我可以协助你。考试期间，我无法在试题或在线工具方面帮助你。 当你检查完计算器部分后，请举手，我会指导你退出考试。然后，我会收回你的学生考试单和草稿纸。你一旦退出考试，就无法再次登录。
-------------	--

Read from Option A, B, or C based on local policy (contact your STC with any questions).

请读出：	<p>选项 A： 在你退出考试后，请安静地坐在那里，直到本单元结束。</p> <p>选项 B： 在你退出考试后，我会让你离开。</p> <p>选项 C： 在你退出考试后，你可以阅读一本书或所允许的其他材料，直到本单元结束。</p>
-------------	---

请读出：	你有什么问题吗？
-------------	----------

Answer any questions.

Instructions for Starting the Test

请读出：	<p>滚动到屏幕底部。 (停顿。)</p> <p>选择“Start Section”（开始部分）按钮。 (停顿。)</p> <p>现在，你应该已经进入了考试。</p>
-------------	--

Pause to make sure all students are in the correct unit.

Regular time:

请读出：	<p>你将有 60 分钟时间完成本单元的考试。当考试时间剩下 10 分钟时，我会提示你。</p> <p>现在，你可以开始答题了。</p>
-------------	--

For extended time students only:

If students are testing with extended time accommodations, it may be necessary to adjust the amount of time students will have to complete this unit. Refer to the student’s accommodations.

请读出：	<p>选项 A： 你将有____小时时间完成本单元考试。当你的考试时间剩下____分钟时，我会告诉你。现在，你可以开始答题了。</p> <p>选项 B： 你可以使用自己所需的时间来完成本单元，直到放学时间。当剩下____分钟时，我会告诉你。现在，你可以开始答题了。</p>
-------------	--

NJSLA Grades 6 and 7 Math CBT 2023

Write the starting time and stopping time in the timing box (**Figure 2.0** of the *Spring 2023 Test Administrator Manual*, Timing Box Example). Actively proctor while students are testing:

- Redirect students as necessary (**Section 2.9.1**).
- If technology issues occur during testing, assist students as needed. Follow the protocol in **Section 4.3**, as applicable, if any technology issues cause a disruption.
- Assist students in logging out of TestNav as they complete the unit (**Section 4.4**).
- Collect test materials as students complete testing (**Section 2.10**).
- If students have questions about an item, tell them, “Do the best you can.” (**Section 2.8**)
- If students indicate that a test item is not functioning appropriately, refer to **Section 4.3.1**.
- Ensure that any absent students are locked out of the unit.

Instructions for Taking a Break During Testing

The following are permitted during test administration at the discretion of the TA:

- One stretch break of up to three minutes is allowed for the entire classroom during testing for each unit. The stopping time should be adjusted by no more than three minutes if there is a stretch break.
- Individual restroom breaks are allowed during testing (do not adjust; stop time except for students who have frequent breaks in accordance with row 2f of Table 2, Administrative Considerations, in the *NJSLA and NJGPA Accessibility Features and Accommodations (AF&A) Manual* which is available at the [New Jersey Assessments Resource Center](#), located under Educator Resources > Test Administration Resources).

TAs must adhere to the following security measures:

- Students must be supervised at all times during breaks.
- Student screens must not be visible to other students.
- Students are **not permitted to talk to each other** during testing or breaks during testing.
- Students are **not permitted** to use unauthorized electronic devices, play games, or engage in activities that may compromise the validity of the test.

If taking a three-minute stand-and-stretch break during the unit:

请读出：	请停止考试，然后遮盖或关闭屏幕。我们将安静地休息三分钟，做伸展运动。不允许说话。
-------------	--

After taking a classroom break, be sure students are seated and device screens are visible.

请读出：	现在，你们可以恢复考试了。
-------------	---------------

Instructions for When 10 Minutes of Unit Time Remain

When 10 minutes of unit time remain (**Note:** Do not read the following text to students with an extended time accommodation.):

请读出：	考试时间还剩下 10 分钟。
-------------	----------------

Continue to actively proctor while students are testing.

Instructions for Ending the Unit

When the unit time is finished, read the following (optional) “Say” box if there are students still actively testing. If a second unit will be administered after a short break, stop the directions after the students submit their final answers. Do not have students log out of TestNav. For the next unit, start at “Find your name...” at the end of the Instructions for Logging In section above.

请读出：	<p>停止答题。考试时间现已结束。</p> <p>选择考试屏幕左上角的“Review”（检查）下拉菜单。</p> <p>从“Review”（检查）菜单中，滚动到底部，然后选择“End of Section”（结束本部分）。</p> <p>选择“Submit Final Answers”（提交最终答案）按钮。</p> <p>选择“Yes”（是）按钮，退出本单元。</p> <p>现在，我会收回你的学生考试单和草稿纸。</p>
-------------	--

Circulate throughout the room to make sure all students have successfully logged off. To log off select the “User dropdown menu” at the top right corner and select “Sign out of TestNav.” Then, collect student testing tickets and scratch paper.

- Ensure all students are in **Completed** status for the unit in PearsonAccess^{next} at the end of the unit.
- Return all test materials to your STC. Report any missing materials and absent students.
- Report any testing irregularities to your STC.

If more than one unit is being administered on the same day, allow students to take a short break (e.g., restroom break or stretch break) or an extended break (e.g., lunch). Once students have returned and are seated, read the appropriate script to move on to the next unit.

NJSLA Grade 8 Math CBT 2023

Grade 8 Math – Unit 1

Using the Test Administrator Script

The administration script in this section will be used for Unit 1 of the New Jersey Student Learning Assessment-Mathematics Test (NJSLA-Math). The script must be used with the *Spring 2023 Test Administrator Manual*. On the first read through, Test Administrators (TAs) are required to adhere to this script for administering the NJSLA-Math. Read word-for-word the bold instructions in each “**Say**” box to students. Do not modify or paraphrase the wording in the “**Say**” boxes. Some of the “**Say**” boxes are outlined with a dashed line and should **only** be read aloud if they are applicable to the students testing. Some directions may differ slightly by unit and are noted within the administration script. Text that is outside the “**Say**” boxes includes directions for TAs to follow and should not be read to students.

Grade 8 Math Testing Times and Materials – Unit 1

Unit	Unit Testing Time	Required Materials	Start Time	Stop Time
Unit 1: Non-Calculator Unit	60 minutes	<ul style="list-style-type: none">• Student testing tickets• Pencils• Scratch paper		

Before students can begin testing, the test session must be started in PearsonAccess^{next}. Additionally, the unit must be unlocked (refer to **Section 4.2** of the *Spring 2023 Test Administrator Manual* for more information). Speak to your School Test Coordinator (STC) to determine who will complete these two tasks prior to testing. TAs must make sure all testing devices are turned on and have the TestNav app open. Make sure all testing devices display the **Sign In** screen as shown under the Checking Audio section. Make sure headphones are plugged in for all students using text-to-speech and do an audio check prior to launching TestNav.

It is critical to ensure that students have the appropriate accessibility features and accommodations prior to testing. To verify student accessibility features and accommodations, reach out to the STC. Refer to **Section 6.2** of the *Spring 2023 Test Administrator Manual* for further instructions on how to check accessibility features and accommodations.

Test Administrator Script

Instructions for Preparing to Test

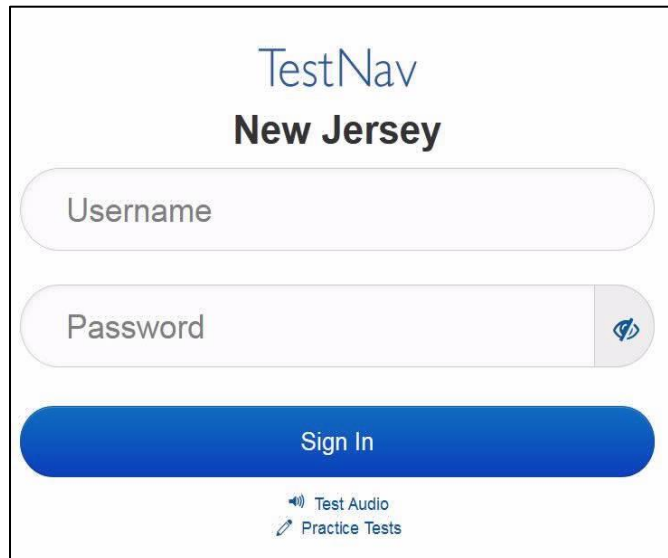
请读出：	<p>今天，你将参加数学评估。</p> <p>你的桌面上不得放有任何未经批准的电子设备。不允许打电话，发短信，拍照和浏览互联网。如果你现在有任何未经批准的电子设备，包括手机和蓝牙设备（耳机或麦克风），请将它们关闭，然后举手。如果在考试期间发现你持有未经批准的电子设备，你的考试可能不予计分。</p>
-------------	---

If a student raises their hand, collect the electronic device (or follow the school/district policy) and store it until testing for all students has been completed and all secure materials have been collected. Certain electronic devices may be allowed for accommodation purposes only during testing. Please contact your STC immediately if there are questions regarding electronic devices.

Checking Audio (for Students Needing Text-to-Speech Only)

请读出：	<p>确保你的耳机已插入并戴上。在你屏幕上的“Sign In”（登录）按钮下面有一个名为“Test Audio”（考试音频）的链接。选择该链接，确保你可以通过耳机收听，然后调到舒适音量。可以在考试开始后调节音量。</p> <p>文本转语音设置位于 TestNav 中每道试题右侧的 TTS 框内。TTS 框带有包含控制阅读速度和音量选项的按钮。</p>
-------------	---

A screenshot of the **Test Audio** function is provided. TAs should assist students with audio adjustments as needed.



NJSLA Grade 8 Math CBT 2023

Instructions for Signing In

请读出：	在我分发你们的学生考试单、草稿纸和其他材料时，请安静地坐在原位。在我告诉你登录之前，请勿登录。
-------------	---

Distribute testing tickets, scratch paper, pencils, mathematics reference sheets (if locally printed), and approved accessibility and accommodations tools, if needed, for certain students. If a student has a calculator accommodation in an approved IEP or 504 plan, make sure the student receives the appropriate calculator.

Note: Handheld calculators must be handled in accordance with the policies outlined in the *Spring 2023 Test Administrator Manual* and in the Calculator Policy which are available on the [New Jersey Assessments Resource Center](#) under Educator Resources > Test Administration Resources.

请读出：	现在，看看你的学生考试单，并确保上面有你的姓名。如果你没有收到自己的考试单，请举手。
-------------	--

STUDENT TESTING TICKET	
Student:	STUDENT, NEW
State ID#:	1234567890
Session:	SAMPLE SESSION
Date of Birth:	2011-02-22
Test:	Mathematics
You are authorized to take the electronic version of this test. You will be asked to provide the following information in order to access the test on the device. Please wait for the instructions from the test monitor before proceeding.	
Select New Jersey in the application.	
Username:	1111111111 Password: ab1111
(OPTIONAL) Local Testing Device ID: _____	

If a student has the wrong ticket, provide the correct student testing ticket to the student. If the correct student testing ticket is missing, contact your STC

请读出：	现在，请输入你考试单底部显示的用户名。 (停顿。) 接下来，请输入你考试单上显示的密码。 (停顿。) 现在，请选择“Sign in”（登录）按钮。 (停顿。)
-------------	--

请读出：	在屏幕的右上角找到你的姓名。如果你看到的不是自己的姓名，请举手。你现在看到的应该是“Available Tests”（可用考试）屏幕。选择第 1 单元的“Start”按钮。你应该看到“Welcome”（欢迎）屏幕。
-------------	---

Circulate throughout the room to make sure all students have successfully logged in. Retype the username and password for a student, if necessary. Passwords are not case sensitive. If any students do not see their correct name on the login screen, close TestNav, reopen it, and log the students back in with the correct student testing ticket.

Instructions for Administering Unit 1

请读出：	选择屏幕中间的“Start Test Now”（现在开始考试）框。在我阅读屏幕上的说明时跟随操作。你可能需要使用右侧的滚动条跟随操作。在我告诉你选择之前，请勿选择“Start Section”（开始部分）按钮。
-------------	---

The directions in TestNav may vary according to the test form that was assigned to the student. Read these directions to students who were assigned any test form other than the screen reader test form.

All forms except screen reader:

请读出：	今天，你将参加 8 年级的第 1 单元的新泽西州学生学习评估-数学考试。你将不能使用计算器。 阅读每个问题。然后，按照说明回答每个问题。如果某个问题要求你展示或解释你的答题，你必须这样做才能获得完整分数。在屏幕上提供的框中输入你的答案。只有输入到答案方框中的答案才能得分。如果你暂时不知道某个问题的答案，你可以给它加上书签，然后继续下一个问题。如果你提前完成，可以审查你的答案以及你已加书签的任何问题。
-------------	--

Read these directions only to students who were assigned the screen reader test form.

Screen reader forms only:

请读出：	今天，你将参加 8 年级的第 1 单元的新泽西州学生学习评估-数学考试。你将不能使用计算器。 阅读每个问题。然后，按照说明回答每个问题。如果某个问题要求你展示或解释你的答题，你必须这样做才能获得完整分数。请在草稿纸上完成你的答题，然后向老师读你所写内容。老师会帮助你将答案输入计算机考试中。草稿纸上的答题不予计分。如果你暂时不知道某个问题的答案，你可以给它加上书签，然后继续下一个问题。如果你提前完成，可以审查你的答案以及你已加书签的任何问题。
-------------	---

请读出：	你的屏幕上的说明到此结束。在被告知继续之前，请勿继续。 在 Exhibits（附件）选项卡中可找到一个数学参考表。 在考试过程中，如果你在操作考试设备方面遇到困难，请举手，以便我可以协助你。考试期间，我无法在试题或在线工具方面帮助你。 一旦你检查完了答题，请举手，我会指导你退出考试。然后，我会收回你的学生考试单和草稿纸。你一旦退出考试，就无法再次登录。
-------------	--

NJSLA Grade 8 Math CBT 2023

Read from Option A, B, or C based on local policy (contact your STC with any questions).

请读出：	选项 A： 在你退出考试后，请安静地坐在那里，直到本单元结束。 选项 B： 在你退出考试后，我会让你离开。 选项 C： 在你退出考试后，你可以阅读一本书或所允许的其他材料，直到本单元结束。
-------------	---

请读出：	你有什么问题吗？
-------------	----------

Answer any questions.

Instructions for Starting the Test

请读出：	滚动到屏幕底部。 (停顿。) 选择“Start Section”（开始部分）按钮。 (停顿。) 现在，你应该已经进入了考试。
-------------	--

Pause to make sure all students are in the correct unit.

Regular time:

请读出：	你将有 60 分钟时间完成本单元的考试。当考试时间剩下 10 分钟时，我会提示你。 现在，你可以开始答题了。
-------------	---

For extended time students only:

If students are testing with extended time accommodations, it may be necessary to adjust the amount of time students will have to complete this unit. Refer to the student's accommodations.

请读出：	选项 A： 你将有____小时时间完成本单元考试。当你的考试时间剩下____分钟时，我会告诉你。现在，你可以开始答题了。 选项 B： 你可以使用自己所需的时间来完成本单元，直到放学时间。当剩下____分钟时，我会告诉你。现在，你可以开始答题了。
-------------	---

Write the starting time and stopping time in the timing box (**Figure 2.0** of the *Spring 2023 Test Administrator Manual*, Timing Box Example). Actively proctor while students are testing:

- Redirect students as necessary (**Section 2.9.1**).
- If technology issues occur during testing, assist students as needed. Follow the protocol in **Section 4.3**, as applicable, if any technology issues cause a disruption.
- Assist students in logging out of TestNav as they complete the unit (**Section 4.4**).
- Collect test materials as students complete testing (**Section 2.10**).
- If students have questions about an item, tell them, “Do the best you can.” (**Section 2.8**)
- If students indicate that a test item is not functioning appropriately, refer to **Section 4.3.1**.
- Ensure that any absent students are locked out of the unit.

Instructions for Taking a Break During Testing

The following are permitted during test administration at the discretion of the TA:

- One stretch break of up to three minutes is allowed for the entire classroom during testing for each unit. The stopping time should be adjusted by no more than three minutes if there is a stretch break.
- Individual restroom breaks are allowed during testing (do not adjust; stop time except for students who have frequent breaks in accordance with row 2f of Table 2, Administrative Considerations, in the *NJSLA and NJGPA Accessibility Features and Accommodations (AF&A) Manual* which is available at the [New Jersey Assessments Resource Center](#), located under Educator Resources > Test Administration Resources).

TAs must adhere to the following security measures:

- Students must be supervised at all times during breaks.
- Student screens must not be visible to other students.
- Students are **not permitted to talk to each other** during testing or breaks during testing.
- Students are **not permitted** to use unauthorized electronic devices, play games, or engage in activities that may compromise the validity of the test.

If taking a three-minute stand-and-stretch break during the unit:

请读出：	请停止考试，然后遮盖或关闭屏幕。我们将安静地休息三分钟，做伸展运动。不允许说话。
-------------	--

After taking a classroom break, be sure students are seated and device screens are visible.

请读出：	现在，你们可以恢复考试了。
-------------	---------------

Instructions for When 10 Minutes of Unit Time Remain

When 10 minutes of unit time remain (**Note:** Do not read the following text to students with an extended time accommodation.):

请读出：	考试时间还剩下 10 分钟。
-------------	----------------

Continue to actively proctor while students are testing.

NJSLA Grade 8 Math CBT 2023

Instructions for Ending the Unit

When the unit time is finished, read the following (optional) “Say” box if there are students still actively testing. If a second unit will be administered after a short break, stop the directions after the students submit their final answers. Do not have students log out of TestNav. For the next unit, start at “Find your name...” at the end of the Instructions for Logging In section above.

请读出：	停止答题。考试时间现已结束。 选择考试屏幕左上角的“Review”（检查）下拉菜单。 从“Review”（检查）菜单中，滚动到底部，然后选择“End of Section”（结束本部分）。 选择“Submit Final Answers”（提交最终答案）按钮。 选择“Yes”（是）按钮，退出本单元。 现在，我会收回你的学生考试单和草稿纸。
------	---

Circulate throughout the room to make sure all students have successfully logged off. To log off select the “User dropdown menu” at the top right corner and select “Sign out of TestNav.” Then, collect student testing tickets and scratch paper.

- Ensure all students are in **Completed** status for the unit in PearsonAccess^{next} at the end of the unit.
- Return all test materials to your STC. Report any missing materials and absent students.
- Report any testing irregularities to your STC.

If more than one unit is being administered on the same day, allow students to take a short break (e.g., restroom break or stretch break) or an extended break (e.g., lunch). Once students have returned and are seated, read the appropriate script to move on to the next unit.

Grade 8 Math – Units 2 and 3

Using the Test Administrator Script

The administration script in this section will be used for Units 2 and 3 of the New Jersey Student Learning Assessment-Mathematics Test (NJSLA-Math). The script must be used with the *Spring 2023 Test Administrator Manual*. On the first read through, Test Administrators (TAs) are required to adhere to this script for administering the NJSLA-Math. Read word-for-word the bold instructions in each “**Say**” box to students. Do not modify or paraphrase the wording in the “**Say**” boxes. Some of the “**Say**” boxes are outlined with a dashed line and should **only** be read aloud if they are applicable to the students testing. Some directions may differ slightly by unit and are noted within the administration script. Text that is outside the “**Say**” boxes includes directions for TAs to follow and should not be read to students.

Grade 8 Math Testing Times and Materials – Units 2 and 3

Unit	Unit Testing Time	Required Materials	Start Time	Stop Time
Unit 2: Calculator Unit	60 minutes	<ul style="list-style-type: none"> • Student testing tickets • Pencils • Scratch paper 		
Unit 3: Calculator Unit	60 minutes	<ul style="list-style-type: none"> • Student testing tickets • Pencils • Scratch paper 		

Before students can begin testing, the test session must be started in PearsonAccess^{next}. Additionally, the unit must be unlocked (refer to **Section 4.2** of the *Spring 2023 Test Administrator Manual* for more information). Speak to your School Test Coordinator (STC) to determine who will complete these two tasks prior to testing. TAs must make sure all testing devices are turned on and have the TestNav app open. Make sure all testing devices display the **Sign In** screen as shown under the Checking Audio section. Make sure headphones are plugged in for all students using text-to-speech and do an audio check prior to launching TestNav.

It is critical to ensure that students have the appropriate accessibility features and accommodations prior to testing. To verify student accessibility features and accommodations, reach out to the STC. Refer to **Section 6.2** of the *Spring 2023 Test Administrator Manual* for further instructions on how to check accessibility features and accommodations.

NJSLA Grade 8 Math CBT 2023

Test Administrator Script

Instructions for Preparing to Test

请读出：	今天，你将参加数学评估。 你的桌面上不得放有任何未经批准的电子设备。不允许打电话，发短信，拍照和浏览互联网。如果你现在有任何未经批准的电子设备，包括手机和蓝牙设备（耳机或麦克风），请将它们关闭，然后举手。如果在考试期间发现你持有未经批准的电子设备，你的考试可能不予计分。
-------------	--

If a student raises their hand, collect the electronic device (or follow the school/district policy) and store it until testing for all students has been completed and all secure materials have been collected. Certain electronic devices may be allowed for accommodation purposes only during testing. Please contact your STC immediately if there are questions regarding electronic devices.

Checking Audio (for Students Needing Text-to-Speech Only)

请读出：	确保你的耳机已插入并戴上。在你屏幕上的“Sign In”（登录）按钮下面有一个名为“Test Audio”（考试音频）的链接。选择该链接，确保你可以通过耳机收听，然后调到舒适音量。可以在考试开始后调节音量。 文本转语音设置位于 TestNav 中每道试题右侧的 TTS 框内。TTS 框带有包含控制阅读速度和音量选项的按钮。
-------------	---

A screenshot of the **Test Audio** function is provided. TAs should assist students with audio adjustments as needed.



Instructions for Signing In

请读出：	在我分发你们的学生考试单、草稿纸和其他材料时，请安静地坐在原位。在我告诉你登录之前，请勿登录。
-------------	---

Distribute testing tickets, scratch paper, pencils, mathematics reference sheets (if locally printed), and approved accessibility and accommodations tools, if needed, for certain students. If a student has a calculator accommodation in an approved IEP or 504 plan, make sure the student receives the appropriate calculator.

Note: Handheld calculators must be handled in accordance with the policies outlined in the *Spring 2023 Test Administrator Manual* and in the Calculator Policy which are available on the [New Jersey Assessments Resource Center](#) under Educator Resources > Test Administration Resources.

请读出：	现在，看看你的学生考试单，并确保上面有你的姓名。如果你没有收到自己的考试单，请举手。
-------------	--

STUDENT TESTING TICKET

Student: STUDENT, NEW
 State ID#: 1234567890
 Session: SAMPLE SESSION
 Date of Birth: 2011-02-22
 Test: Mathematics

You are authorized to take the electronic version of this test. You will be asked to provide the following information in order to access the test on the device. Please wait for the instructions from the test monitor before proceeding.

Select **New Jersey** in the application.

Username: 1111111111 Password: ab1111

(OPTIONAL) Local Testing Device ID: _____

If a student has the wrong ticket, provide the correct student testing ticket to the student. If the correct student testing ticket is missing, contact your STC

请读出：	<p>现在，请输入你考试单底部显示的用户名。 (停顿。)</p> <p>接下来，请输入你考试单上显示的密码。 (停顿。)</p> <p>现在，请选择“Sign in”（登录）按钮。 (停顿。)</p>
-------------	--

请读出：	在屏幕的右上角找到你的姓名。如果你看到的不是自己的姓名，请举手。你现在看到的应该是“Available Tests”（可用考试）屏幕。选择第__单元（填写适当单元）的“Start”（开始）按钮。你应该看到“Welcome”（欢迎）屏幕。
-------------	--

Circulate throughout the room to make sure all students have successfully logged in. Retype the username and password for a student, if necessary. Passwords are not case sensitive. If any students do not see their correct name on the login screen, close TestNav, reopen it, and log the students back in with the correct student testing ticket.

NJSLA Grade 8 Math CBT 2023

Instructions for Administering Units 2 and 3

请读出：	选择屏幕中间的“Start Test Now”（现在开始考试）框。在我阅读屏幕上的说明时跟随操作。你可能需要使用右侧的滚动条跟随操作。在我告诉你选择之前，请勿选择“Start Section”（开始部分）按钮。
-------------	---

The directions in TestNav may vary according to the test form that was assigned to the student. Read these directions to students who were assigned any test form other than the screen reader test form.

All forms except screen reader:

请读出：	今天，你将参加 8 年级的第__单元（填写适当单元）的新泽西州学生学习评估-数学考试。你将能够使用计算器。在工具栏中有一个计算器供你使用。 阅读每个问题。然后，按照说明回答每个问题。如果某个问题要求你展示或解释你的答题，你必须这样做才能获得完整分数。在屏幕上提供的框中输入你的答案。只有输入到答案方框中的答案才能得分。如果你暂时不知道某个问题的答案，你可以给它加上书签，然后继续下一个问题。如果你提前完成，可以审查你的答案以及你已加书签的问题。
-------------	---

Read these directions only to students who were assigned the screen reader test form.

Screen reader forms only:

请读出：	今天，你将参加 8 年级的第__单元（填写适当单元）的新泽西州学生学习评估-数学考试。你将能够使用计算器。在工具栏中有一个计算器供你使用。 阅读每个问题。然后，按照说明回答每个问题。如果某个问题要求你展示或解释你的答题，你必须这样做才能获得完整分数。请在草稿纸上完成你的答题，然后向老师读你所写内容。老师会帮助你将答案输入计算机考试中。草稿纸上的答题不予计分。如果你暂时不知道某个问题的答案，你可以给它加上书签，然后继续下一个问题。如果你提前完成，可以审查你的答案以及你已加书签的任何问题。
-------------	--

Optional, if using handheld calculators

请读出：	请举手，以便收到你的计算器。
-------------	----------------

请读出：	你的屏幕上的说明到此结束。在被告知继续之前，请勿继续。 在 Exhibits（附件）选项卡中可找到一个数学参考表。 在考试过程中，如果你在操作考试设备方面遇到困难，请举手，以便我可以协助你。考试期间，我无法在试题或在线工具方面帮助你。 当你检查完计算器部分后，请举手，我会指导你退出考试。然后，我会收回你的学生考试单和草稿纸。你一旦退出考试，就无法再次登录。
-------------	--

Read from Option A, B, or C based on local policy (contact your STC with any questions).

请读出：	<p>选项 A： 在你退出考试后，请安静地坐在那里，直到本单元结束。</p> <p>选项 B： 在你退出考试后，我会让你离开。</p> <p>选项 C： 在你退出考试后，你可以阅读一本书或所允许的其他材料，直到本单元结束。</p>
-------------	---

请读出：	你有什么问题吗？
-------------	----------

Answer any questions.

Instructions for Starting the Test

请读出：	<p>滚动到屏幕底部。 (停顿。)</p> <p>选择“Start Section” (开始部分) 按钮。 (停顿。)</p> <p>现在，你应该已经进入了考试。</p>
-------------	---

Pause to make sure all students are in the correct unit.

Regular time:

请读出：	<p>你将有 60 分钟时间完成本单元的考试。当考试时间剩下 10 分钟时，我会提示你。</p> <p>现在，你可以开始答题了。</p>
-------------	--

For extended time students only:

If students are testing with extended time accommodations, it may be necessary to adjust the amount of time students will have to complete this unit. Refer to the student’s accommodations.

请读出：	<p>选项 A： 你将有____小时时间完成本单元考试。当你的考试时间剩下____分钟时，我会告诉你。现在，你可以开始答题了。</p> <p>选项 B： 你可以使用自己所需的时间来完成本单元，直到放学时间。当剩下____分钟时，我会告诉你。现在，你可以开始答题了。</p>
-------------	--

NJSLA Grade 8 Math CBT 2023

Write the starting time and stopping time in the timing box (**Figure 2.0** of the *Spring 2023 Test Administrator Manual*, Timing Box Example). Actively proctor while students are testing:

- Redirect students as necessary (**Section 2.9.1**).
- If technology issues occur during testing, assist students as needed. Follow the protocol in **Section 4.3**, as applicable, if any technology issues cause a disruption.
- Assist students in logging out of TestNav as they complete the unit (**Section 4.4**).
- Collect test materials as students complete testing (**Section 2.10**).
- If students have questions about an item, tell them, “Do the best you can.” (**Section 2.8**)
- If students indicate that a test item is not functioning appropriately, refer to **Section 4.3.1**.
- Ensure that any absent students are locked out of the unit.

Instructions for Taking a Break During Testing

The following are permitted during test administration at the discretion of the TA:

- One stretch break of up to three minutes is allowed for the entire classroom during testing for each unit. The stopping time should be adjusted by no more than three minutes if there is a stretch break.
- Individual restroom breaks are allowed during testing (do not adjust; stop time except for students who have frequent breaks in accordance with row 2f of Table 2, Administrative Considerations, in the *NJSLA and NJGPA Accessibility Features and Accommodations (AF&A) Manual* which is available at the [New Jersey Assessments Resource Center](#), located under Educator Resources > Test Administration Resources).

TAs must adhere to the following security measures:

- Students must be supervised at all times during breaks.
- Student screens must not be visible to other students.
- Students are **not permitted to talk to each other** during testing or breaks during testing.
- Students are **not permitted** to use unauthorized electronic devices, play games, or engage in activities that may compromise the validity of the test.

If taking a three-minute stand-and-stretch break during the unit:

请读出：	请停止考试，然后遮盖或关闭屏幕。我们将安静地休息三分钟，做伸展运动。不允许说话。
------	--

After taking a classroom break, be sure students are seated and device screens are visible.

请读出：	现在，你们可以恢复考试了。
------	---------------

Instructions for When 10 Minutes of Unit Time Remain

When 10 minutes of unit time remain (**Note:** Do not read the following text to students with an extended time accommodation.):

请读出：	考试时间还剩下 10 分钟。
------	----------------

Continue to actively proctor while students are testing.

Instructions for Ending the Unit

When the unit time is finished, read the following (optional) “Say” box if there are students still actively testing. If a second unit will be administered after a short break, stop the directions after the students submit their final answers. Do not have students log out of TestNav. For the next unit, start at “Find your name...” at the end of the Instructions for Logging In section above.

请读出：	<p>停止答题。考试时间现已结束。</p> <p>选择考试屏幕左上角的“Review”（检查）下拉菜单。</p> <p>从“Review”（检查）菜单中，滚动到底部，然后选择“End of Section”（结束本部分）。</p> <p>选择“Submit Final Answers”（提交最终答案）按钮。</p> <p>选择“Yes”（是）按钮，退出本单元。</p> <p>现在，我会收回你的学生考试单和草稿纸。</p>
-------------	--

Circulate throughout the room to make sure all students have successfully logged off. To log off select the “User dropdown menu” at the top right corner and select “Sign out of TestNav.” Then, collect student testing tickets and scratch paper.

- Ensure all students are in **Completed** status for the unit in PearsonAccess^{next} at the end of the unit.
- Return all test materials to your STC. Report any missing materials and absent students.
- Report any testing irregularities to your STC.

If more than one unit is being administered on the same day, allow students to take a short break (e.g., restroom break or stretch break) or an extended break (e.g., lunch). Once students have returned and are seated, read the appropriate script to move on to the next unit.

NJSLA High School Math CBT 2023

High School Math: Algebra I, Geometry, Algebra II – Unit 1

Using the Test Administrator Script

The administration script in this section will be used for Unit 1 of the New Jersey Student Learning Assessment-Mathematics Test (NJSLA-Math). The script must be used with the *Spring 2023 Test Administrator Manual*. On the first read through, Test Administrators (TAs) are required to adhere to this script for administering the NJSLA-Math. Read word-for-word the bold instructions in each “**Say**” box to students. Do not modify or paraphrase the wording in the “**Say**” boxes. Some of the “**Say**” boxes are outlined with a dashed line and should **only** be read aloud if they are applicable to the students testing. Some directions may differ slightly by unit and are noted within the administration script. Text that is outside the “**Say**” boxes includes directions for TAs to follow and should not be read to students.

High School Math Testing Times and Materials – Unit 1

Unit	Unit Testing Time	Required Materials	Start Time	Stop Time
Unit 1: 1. Non-Calculator Section 2. Students Submit Section 3. Calculator Section	90 minutes	<ul style="list-style-type: none">• Student testing tickets• Pencils• Scratch paper		

Before students can begin testing, the test session must be started in PearsonAccess^{next}. Additionally, the unit must be unlocked (refer to **Section 4.2** of the *Spring 2023 Test Administrator Manual* for more information). Speak to your School Test Coordinator (STC) to determine who will complete these two tasks prior to testing. TAs must make sure all testing devices are turned on and have the TestNav app open. Make sure all testing devices display the **Sign In** screen as shown under the Checking Audio section. Make sure headphones are plugged in for all students using text-to-speech and do an audio check prior to launching TestNav.

It is critical to ensure that students have the appropriate accessibility features and accommodations prior to testing. To verify student accessibility features and accommodations, reach out to the STC. Refer to **Section 6.2** of the *Spring 2023 Test Administrator Manual* for further instructions on how to check accessibility features and accommodations.

Test Administrator Script

Instructions for Preparing to Test

<p>请读出：</p>	<p>今天，你将参加数学评估。</p> <p>你的桌面上不得放有任何未经批准的电子设备。不允许打电话，发短信，拍照和浏览互联网。如果你现在有任何未经批准的电子设备，包括手机和蓝牙设备（耳机或麦克风），请将它们关闭，然后举手。如果在考试期间发现你持有未经批准的电子设备，你的考试可能不予计分。</p>
--------------------	---

If a student raises their hand, collect the electronic device (or follow the school/district policy) and store it until testing for all students has been completed and all secure materials have been collected. Certain electronic devices may be allowed for accommodation purposes only during testing. Please contact your STC immediately if there are questions regarding electronic devices.

Checking Audio (for Students Needing Text-to-Speech Only)

<p>请读出：</p>	<p>确保你的耳机已插入并戴上。在你屏幕上的“Sign In”（登录）按钮下面有一个名为“Test Audio”（考试音频）的链接。选择该链接，确保你可以通过耳机收听，然后调到舒适音量。可以在考试开始后调节音量。</p> <p>文本转语音设置位于 TestNav 中每道试题右侧的 TTS 框内。TTS 框带有包含控制阅读速度和音量选项的按钮。</p>
--------------------	---

A screenshot of the **Test Audio** function is provided. TAs should assist students with audio adjustments as needed.



NJSLA High School Math CBT 2023

Instructions for Signing In

请读出：	在我分发你们的学生考试单、草稿纸和其他材料时，请安静地坐在原位。在我告诉你登录之前，请勿登录。
-------------	---

Distribute testing tickets, scratch paper, pencils, mathematics reference sheets (if locally printed), and approved accessibility and accommodations tools, if needed, for certain students. If a student has a calculator accommodation in an approved IEP or 504 plan, make sure the student receives the appropriate calculator at the appropriate time.

Note: Handheld calculators must be handled in accordance with the policies outlined in the *Spring 2023 Test Administrator Manual* and in the Calculator Policy which are available on the [New Jersey Assessments Resource Center](#) under Educator Resources > Test Administration Resources.

请读出：	现在，看看你的学生考试单，并确保上面有你的姓名。如果你没有收到自己的考试单，请举手。
-------------	--

STUDENT TESTING TICKET	
Student:	STUDENT, NEW
State ID#:	1234567890
Session:	SAMPLE SESSION
Date of Birth:	2011-02-22
Test:	Mathematics
You are authorized to take the electronic version of this test. You will be asked to provide the following information in order to access the test on the device. Please wait for the instructions from the test monitor before proceeding.	
Select New Jersey in the application.	
Username:	1111111111 Password: ab1111
(OPTIONAL) Local Testing Device ID: _____	

If a student has the wrong ticket, provide the correct student testing ticket to the student. If the correct student testing ticket is missing, contact your STC

请读出：	现在，请输入你考试单底部显示的用户名。 (停顿。) 接下来，请输入你考试单上显示的密码。 (停顿。) 现在，请选择“Sign in”（登录）按钮。 (停顿。)
-------------	--

请读出：	在屏幕的右上角找到你的姓名。如果你看到的不是自己的姓名，请举手。你现在看到的应该是“Available Tests”（可用考试）屏幕。选择第 1 单元的“Start”按钮。你应该看到“Welcome”（欢迎）屏幕。
-------------	---

Circulate throughout the room to make sure all students have successfully logged in. Retype the username and password for a student, if necessary. Passwords are not case sensitive. If any students do not see their correct name on the login screen, close TestNav, reopen it, and log the students back in with the correct student testing ticket.

Instructions for Administering Unit 1

请读出：	选择屏幕中间的“Start Test Now”（现在开始考试）框。在我阅读屏幕上的说明时跟随操作。你可能需要使用右侧的滚动条跟随操作。在我告诉你选择之前，请勿选择“Start Section”（开始部分）按钮。
-------------	---

The directions in TestNav may vary according to the test form that was assigned to the student. Read these directions to students who were assigned any test form other than the screen reader test form.

All forms except screen reader:

请读出：	<p>今天，你将参加____（填写适当课程）的第1单元的新泽西州学生学习评估-数学考试。考试有两个部分。在第一部分中，你不能使用计算器。在第二部分中，你可以使用在工具栏中提供的计算器。你在开始进行计算器部分后，将不允许返回考试的第一部分。你必须在允许的时间内完成可以使用计算器的部分和不能使用计算器的部分。</p> <p>阅读每个问题。然后，按照说明回答每个问题。如果某个问题要求你展示或解释你的答题，你必须这样做才能获得完整分数。在屏幕上提供的框中输入你的答案。只有输入到答案方框中的答案才能得分。如果你暂时不知道某个问题的答案，你可以给它加上书签，然后继续下一个问题。当你完成第一部分时，你只能审查本部分中的答案或你已加书签的任何问题。审查完第一部分的答案后，即可提交第一部分的答案，然后进入计算器部分。如果你在进入计算器部分方面需要帮助，请举手。</p>
-------------	--

Read these directions only to students who were assigned the screen reader test form.

Screen reader forms only:

请读出：	<p>今天，你将参加____（填写适当课程）的第1单元的新泽西州学生学习评估-数学考试。考试有两个部分。在第一部分中，你不能使用计算器。在第二部分中，你可以使用在工具栏中提供的计算器。你在开始进行计算器部分后，将不允许返回考试的第一部分。你必须在允许的时间内完成可以使用计算器的部分和不能使用计算器的部分。</p> <p>阅读每个问题。然后，按照说明回答每个问题。如果某个问题要求你展示或解释你的答题，你必须这样做才能获得完整分数。请在草稿纸上完成你的答题，然后向老师读你所写内容。老师会帮助你将答案输入计算机考试中。草稿纸上的答题不予计分。如果你暂时不知道某个问题的答案，你可以给它加上书签，然后继续下一个问题。审查完第一部分的答案后，即可提交第一部分的答案，然后进入计算器部分。</p>
-------------	---

Optional, if using handheld calculators

请读出：	当你准备好进入计算器部分时，请举手，以便收到你的计算器。
-------------	------------------------------

NJSLA High School Math CBT 2023

请读出：	<p>你的屏幕上的说明到此结束。在被告知继续之前，请勿继续。</p> <p>在 Exhibits（附件）选项卡中可找到一个数学参考表。</p> <p>在考试过程中，如果你在操作考试设备方面遇到困难，请举手，以便我可以协助你。考试期间，我无法在试题或在线工具方面帮助你。</p> <p>当你检查完计算器部分后，请举手，我会指导你退出考试。然后，我会收回你的学生考试单和草稿纸。你一旦退出考试，就无法再次登录。</p>
-------------	---

Read from Option A, B, or C based on local policy (contact your STC with any questions).

请读出：	<p>选项 A： 在你退出考试后，请安静地坐在那里，直到本单元结束。</p> <p>选项 B： 在你退出考试后，我会让你离开。</p> <p>选项 C： 在你退出考试后，你可以阅读一本书或所允许的其他材料，直到本单元结束。</p>
-------------	---

请读出：	你有什么问题吗？
-------------	----------

Answer any questions.

Instructions for Starting the Test

请读出：	<p>滚动到屏幕底部。 （停顿。）</p> <p>选择“Start Section”（开始部分）按钮。 （停顿。）</p> <p>现在，你应该已经进入了考试。</p>
-------------	---

Pause to make sure all students are in the correct unit.

Regular time:

请读出：	<p>你将有 90 分钟来完成本单元的非计算器和计算器两个部分。当考试时间剩下 45 分钟时，如果你还没有进入计算器部分，我会提醒你进入。当你的考试时间剩下 10 分钟时，我也会告诉你。</p> <p>现在，你可以开始答题了。</p>
-------------	---

For extended time students only:

If students are testing with extended time accommodations, it may be necessary to adjust the amount of time students will have to complete this unit. Refer to the student’s accommodations.

请读出:	<p>选项 A:</p> <p>你将有____小时来完成本单元的非计算器和计算器两个部分。当你的考试时间剩下____分钟时，我会告诉你。现在，你可以开始答题了。</p> <p>选项 B:</p> <p>你可以使用自己所需的时间来完成本单元，直到放学时间。当剩下____分钟时，我会告诉你。现在，你可以开始答题了。</p>
-------------	--

Write the starting time and stopping time in the timing box (**Figure 2.0** of the *Spring 2023 Test Administrator Manual*, Timing Box Example). Actively proctor while students are testing:

- Redirect students as necessary (**Section 2.9.1**).
- If technology issues occur during testing, assist students as needed. Follow the protocol in **Section 4.3**, as applicable, if any technology issues cause a disruption.
- Assist students in logging out of TestNav as they complete the unit (**Section 4.4**).
- Collect test materials as students complete testing (**Section 2.10**).
- If students have questions about an item, tell them, “Do the best you can.” (**Section 2.8**)
- If students indicate that a test item is not functioning appropriately, refer to **Section 4.3.1**.
- Ensure that any absent students are locked out of the unit.

Instructions for Taking a Break During Testing

The following are permitted during test administration at the discretion of the TA:

- One stretch break of up to three minutes is allowed for the entire classroom during testing for each unit. The stopping time should be adjusted by no more than three minutes if there is a stretch break.
- Individual restroom breaks are allowed during testing (do not adjust; stop time except for students who have frequent breaks in accordance with row 2f of Table 2, Administrative Considerations, in the *NJSLA and NJGPA Accessibility Features and Accommodations (AF&A) Manual* which is available at the [New Jersey Assessments Resource Center](#), located under Educator Resources > Test Administration Resources).

TAs must adhere to the following security measures:

- Students must be supervised at all times during breaks.
- Student screens must not be visible to other students.
- Students are **not permitted to talk to each other** during testing or breaks during testing.
- Students are **not permitted** to use unauthorized electronic devices, play games, or engage in activities that may compromise the validity of the test.

If taking a three-minute stand-and-stretch break during the unit:

请读出:	<p>请停止考试，然后遮盖或关闭屏幕。我们将安静地休息三分钟，做伸展运动。不允许说话。</p>
-------------	---

NJSLA High School Math CBT 2023

After taking a classroom break, be sure students are seated and device screens are visible.

请读出：	现在，你们可以恢复考试了。
-------------	---------------

Instructions for When 45 Minutes of Unit Time Remain

When 45 minutes of unit time remain (**Note:** Do not read the following text to students with an extended time accommodation.):

请读出：	考试时间还剩下 45 分钟。提醒一句，必须在此时间内完成非计算器和计算器两个部分。
-------------	---

Instructions for When 10 Minutes of Unit Time Remain

When 10 minutes of unit time remain (**Note:** Do not read the following text to students with an extended time accommodation.):

请读出：	考试时间还剩下 10 分钟。
-------------	----------------

Continue to actively proctor while students are testing.

Instructions for Ending the Unit

When the unit time is finished, read the following (optional) “**Say**” box if there are students still actively testing. If a second unit will be administered after a short break, stop the directions after the students submit their final answers. Do not have students log out of TestNav. For the next unit, start at “Find your name...” at the end of the Instructions for Logging In section above.

请读出：	停止答题。考试时间现已结束。 选择考试屏幕左上角的“ Review ”（检查）下拉菜单。 从“ Review ”（检查）菜单中，滚动到底部，然后选择“ End of Section ”（结束本部分）。 选择“ Submit Final Answers ”（提交最终答案）按钮。 选择“ Yes ”（是）按钮，退出本单元。 现在，我会收回你的学生考试单和草稿纸。
-------------	--

Circulate throughout the room to make sure all students have successfully logged off. To log off select the “User dropdown menu” at the top right corner and select “Sign out of TestNav.” Then, collect student testing tickets and scratch paper.

- Ensure all students are in **Completed** status for the unit in PearsonAccess^{next} at the end of the unit.
- Return all test materials to your STC. Report any missing materials and absent students.
- Report any testing irregularities to your STC.

If more than one unit is being administered on the same day, allow students to take a short break (e.g., restroom break or stretch break) or an extended break (e.g., lunch). Once students have returned and are seated, read the appropriate script to move on to the next unit.

High School Mathematics: Algebra I, Geometry, Algebra II – Unit 2

Using the Test Administrator Script

The administration script in this section will be used for Unit 2 of the New Jersey Student Learning Assessment-Mathematics Test (NJSLA-Math). The script must be used with the *Spring 2023 Test Administrator Manual*. On the first read through, Test Administrators (TAs) are required to adhere to this script for administering the NJSLA-Math. Read word-for-word the bold instructions in each “**Say**” box to students. Do not modify or paraphrase the wording in the “**Say**” boxes. Some of the “**Say**” boxes are outlined with a dashed line and should **only** be read aloud if they are applicable to the students testing. Some directions may differ slightly by unit and are noted within the administration script. Text that is outside the “**Say**” boxes includes directions for TAs to follow and should not be read to students.

High School Math Testing Times and Materials – Unit 2

Unit	Unit Testing Time	Required Materials	Start Time	Stop Time
Unit 2: Calculator Unit	90 minutes	<ul style="list-style-type: none"> • Student testing tickets • Pencils • Scratch paper 		

Before students can begin testing, the test session must be started in PearsonAccess^{next}. Additionally, the unit must be unlocked (refer to **Section 4.2** of the *Spring 2023 Test Administrator Manual* for more information). Speak to your School Test Coordinator (STC) to determine who will complete these two tasks prior to testing. TAs must make sure all testing devices are turned on and have the TestNav app open. Make sure all testing devices display the **Sign In** screen as shown under the Checking Audio section. Make sure headphones are plugged in for all students using text-to-speech and do an audio check prior to launching TestNav.

It is critical to ensure that students have the appropriate accessibility features and accommodations prior to testing. To verify student accessibility features and accommodations, reach out to the STC. Refer to **Section 6.2** of the *Spring 2023 Test Administrator Manual* for further instructions on how to check accessibility features and accommodations.

NJSLA-High School Math CBT 2023

Test Administrator Script

Instructions for Preparing to Test

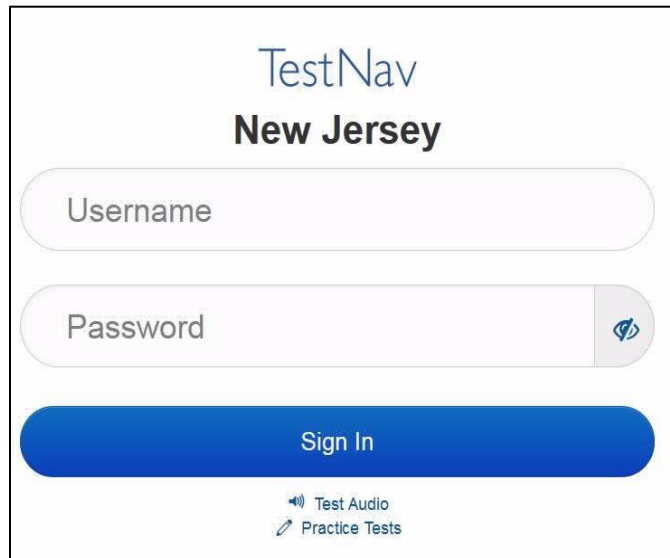
请读出：	<p>今天，你将参加数学评估。</p> <p>你的桌面上不得放有任何未经批准的电子设备。不允许打电话，发短信，拍照和浏览互联网。如果你现在有任何未经批准的电子设备，包括手机和蓝牙设备（耳机或麦克风），请将它们关闭，然后举手。如果在考试期间发现你持有未经批准的电子设备，你的考试可能不予计分。</p>
-------------	---

If a student raises their hand, collect the electronic device (or follow the school/district policy) and store it until testing for all students has been completed and all secure materials have been collected. Certain electronic devices may be allowed for accommodation purposes only during testing. Please contact your STC immediately if there are questions regarding electronic devices.

Checking Audio (for Students Needing Text-to-Speech Only)

请读出：	<p>确保你的耳机已插入并戴上。在你屏幕上的“Sign In”（登录）按钮下面有一个名为“Test Audio”（考试音频）的链接。选择该链接，确保你可以通过耳机收听，然后调到舒适音量。可以在考试开始后调节音量。</p> <p>文本转语音设置位于 TestNav 中每道试题右侧的 TTS 框内。TTS 框带有包含控制阅读速度和音量选项的按钮。</p>
-------------	---

A screenshot of the **Test Audio** function is provided. TAs should assist students with audio adjustments as needed.



Instructions for Signing In

请读出：	在我分发你们的学生考试单、草稿纸和其他材料时，请安静地坐在原位。在我告诉你登录之前，请勿登录。
-------------	---

Distribute testing tickets, scratch paper, pencils, mathematics reference sheets (if locally printed), and approved accessibility and accommodations tools, if needed, for certain students. If a student has a calculator accommodation in an approved IEP or 504 plan, make sure the student receives the appropriate calculator.

Note: Handheld calculators must be handled in accordance with the policies outlined in the *Spring 2023 Test Administrator Manual* and in the Calculator Policy which are available on the [New Jersey Assessments Resource Center](#) under Educator Resources > Test Administration Resources.

请读出：	现在，看看你的学生考试单，并确保上面有你的姓名。如果你没有收到自己的考试单，请举手。
-------------	--

STUDENT TESTING TICKET	
Student:	STUDENT, NEW
State ID#:	1234567890
Session:	SAMPLE SESSION
Date of Birth:	2011-02-22
Test:	Mathematics
<p>You are authorized to take the electronic version of this test. You will be asked to provide the following information in order to access the test on the device. Please wait for the instructions from the test monitor before proceeding.</p> <p>Select New Jersey in the application.</p> <p>Username: 1111111111 Password: ab1111</p> <p>(OPTIONAL) Local Testing Device ID: _____</p>	

If a student has the wrong ticket, provide the correct student testing ticket to the student. If the correct student testing ticket is missing, contact your STC

请读出：	<p>现在，请输入你考试单底部显示的用户名。 (停顿。)</p> <p>接下来，请输入你考试单上显示的密码。 (停顿。)</p> <p>现在，请选择“Sign in”（登录）按钮。 (停顿。)</p>
-------------	--

请读出：	在屏幕的右上角找到你的姓名。如果你看到的不是自己的姓名，请举手。你现在看到的应该是“Available Tests”（可用考试）屏幕。选择第 2 单元的“Start”按钮。你应该看到“Welcome”（欢迎）屏幕。
-------------	---

Circulate throughout the room to make sure all students have successfully logged in. Retype the username and password for a student, if necessary. Passwords are not case sensitive. If any students do not see their correct name on the login screen, close TestNav, reopen it, and log the students back in with the correct student testing ticket.

NJSLA-High School Math CBT 2023

Instructions for Administering Unit 2

请读出：	选择屏幕中间的“Start Test Now”（现在开始考试）框。在我阅读屏幕上的说明时跟随操作。你可能需要使用右侧的滚动条跟随操作。在我告诉你选择之前，请勿选择“Start Section”（开始部分）按钮。
-------------	---

The directions in TestNav may vary according to the test form that was assigned to the student. Read these directions to students who were assigned any test form other than the screen reader test form.

All forms except screen reader:

请读出：	今天，你将参加___（填写适当课程）的第 2 单元的新泽西州学生学习评估-数学考试。你将能够使用计算器。在工具栏中有一个计算器供你使用。 阅读每个问题。然后，按照说明回答每个问题。如果某个问题要求你展示或解释你的答题，你必须这样做才能获得完整分数。在屏幕上提供的框中输入你的答案。只有输入到答案方框中的答案才能得分。如果你暂时不知道某个问题的答案，你可以给它加上书签，然后继续下一个问题。如果你提前完成，可以审查你的答案以及你已加书签的问题。
-------------	--

Read these directions only to students who were assigned the screen reader test form.

Screen reader forms only:

请读出：	今天，你将参加___（填写适当课程）的第 2 单元的新泽西州学生学习评估-数学考试。你将能够使用计算器。在工具栏中有一个计算器供你使用。 阅读每个问题。然后，按照说明回答每个问题。如果某个问题要求你展示或解释你的答题，你必须这样做才能获得完整分数。请在草稿纸上完成你的答题，然后向老师读你所写内容。老师会帮助你将答案输入计算机考试中。草稿纸上的答题不予计分。如果你暂时不知道某个问题的答案，你可以给它加上书签，然后继续下一个问题。如果你提前完成，可以审查你的答案以及你已加书签的任何问题。
-------------	---

Optional, if using handheld calculators

请读出：	请举手，以便收到你的计算器。
-------------	----------------

请读出：	你的屏幕上的说明到此结束。在被告知继续之前，请勿继续。 在 Exhibits（附件）选项卡中可找到一个数学参考表。 在考试过程中，如果你在操作考试设备方面遇到困难，请举手，以便我可以协助你。考试期间，我无法在试题或在线工具方面帮助你。 当你检查完计算器部分后，请举手，我会指导你退出考试。然后，我会收回你的学生考试单和草稿纸。你一旦退出考试，就无法再次登录。
-------------	--

NJSLA High School Math CBT 2023

Read from Option A, B, or C based on local policy (contact your STC with any questions).

请读出：	选项 A： 在你退出考试后，请安静地坐在那里，直到本单元结束。 选项 B： 在你退出考试后，我会让你离开。 选项 C： 在你退出考试后，你可以阅读一本书或所允许的其他材料，直到本单元结束。
-------------	---

请读出：	你有什么问题吗？
-------------	----------

Answer any questions.

Instructions for Starting the Test

请读出：	滚动到屏幕底部。 (停顿。) 选择“Start Section”（开始部分）按钮。 (停顿。) 现在，你应该已经进入了考试。
-------------	--

Pause to make sure all students are in the correct unit.

Regular time:

请读出：	你将有 90 分钟时间完成本单元考试。当考试时间剩下 10 分钟时，我会提示你。 现在，你可以开始答题了。
-------------	--

For extended time students only:

If students are testing with extended time accommodations, it may be necessary to adjust the amount of time students will have to complete this unit. Refer to the student's accommodations.

请读出：	选项 A： 你将有____小时时间完成本单元考试。当你的考试时间剩下____分钟时，我会告诉你。现在，你可以开始答题了。 选项 B： 你可以使用自己所需的时间来完成本单元，直到放学时间。当剩下____分钟时，我会告诉你。现在，你可以开始答题了。
-------------	---

NJSLA-High School Math CBT 2023

Write the starting time and stopping time in the timing box (**Figure 2.0** of the *Spring 2023 Test Administrator Manual*, Timing Box Example). Actively proctor while students are testing:

- Redirect students as necessary (**Section 2.9.1**).
- If technology issues occur during testing, assist students as needed. Follow the protocol in **Section 4.3**, as applicable, if any technology issues cause a disruption.
- Assist students in logging out of TestNav as they complete the unit (**Section 4.4**).
- Collect test materials as students complete testing (**Section 2.10**).
- If students have questions about an item, tell them, “Do the best you can.” (**Section 2.8**)
- If students indicate that a test item is not functioning appropriately, refer to **Section 4.3.1**.
- Ensure that any absent students are locked out of the unit.

Instructions for Taking a Break During Testing

The following are permitted during test administration at the discretion of the TA:

- One stretch break of up to three minutes is allowed for the entire classroom during testing for each unit. The stopping time should be adjusted by no more than three minutes if there is a stretch break.
- Individual restroom breaks are allowed during testing (do not adjust; stop time except for students who have frequent breaks in accordance with row 2f of Table 2, Administrative Considerations, in the *NJSLA and NJGPA Accessibility Features and Accommodations (AF&A) Manual* which is available at the [New Jersey Assessments Resource Center](#), located under Educator Resources > Test Administration Resources).

TAs must adhere to the following security measures:

- Students must be supervised at all times during breaks.
- Student screens must not be visible to other students.
- Students are **not permitted to talk to each other** during testing or breaks during testing.
- Students are **not permitted** to use unauthorized electronic devices, play games, or engage in activities that may compromise the validity of the test.

If taking a three-minute stand-and-stretch break during the unit:

请读出：	请停止考试，然后遮盖或关闭屏幕。我们将安静地休息三分钟，做伸展运动。不允许说话。
-------------	--

After taking a classroom break, be sure students are seated and device screens are visible.

请读出：	现在，你们可以恢复考试了。
-------------	---------------

Instructions for When 10 Minutes of Unit Time Remain

When 10 minutes of unit time remain (**Note:** Do not read the following text to students with an extended time accommodation.):

请读出：	考试时间还剩下 10 分钟。
-------------	----------------

Continue to actively proctor while students are testing.

Instructions for Ending the Unit

When the unit time is finished, read the following (optional) “Say” box if there are students still actively testing. If a second unit will be administered after a short break, stop the directions after the students submit their final answers. Do not have students log out of TestNav. For the next unit, start at “Find your name...” at the end of the Instructions for Logging In section above.

请读出：	<p>停止答题。考试时间现已结束。</p> <p>选择考试屏幕左上角的“Review”（检查）下拉菜单。</p> <p>从“Review”（检查）菜单中，滚动到底部，然后选择“End of Section”（结束本部分）。</p> <p>选择“Submit Final Answers”（提交最终答案）按钮。</p> <p>选择“Yes”（是）按钮，退出本单元。</p> <p>现在，我会收回你的学生考试单和草稿纸。</p>
-------------	--

Circulate throughout the room to make sure all students have successfully logged off. To log off select the “User dropdown menu” at the top right corner and select “Sign out of TestNav.” Then, collect student testing tickets and scratch paper.

- Ensure all students are in **Completed** status for the unit in PearsonAccess^{next} at the end of the unit.
- Return all test materials to your STC. Report any missing materials and absent students.
- Report any testing irregularities to your STC.

If more than one unit is being administered on the same day, allow students to take a short break (e.g., restroom break or stretch break) or an extended break (e.g., lunch). Once students have returned and are seated, read the appropriate script to move on to the next unit.